



Hometown People. Hometown Power.

# Rate Schedules Fiscal Year 2024-2025

Effective October 1, 2024

# Electric Commercial & Industrial Rates





# Understanding Your Commercial Electric Bill

Understanding how your electric bill is calculated is more than knowing the rates you pay. You also need to understand some terms that refer to the energy you're using and how it's billed.

## Watt (W)

A watt (W) is the electrical measurement of power - the measure of the rate at which energy flows

## Kilowatt (kW)

A kilowatt is the measure of how much power an electric appliance consumes, also known as apparent power or demand.  
 $kW = 1 \text{ kilowatt}$ ,  $1 \text{ kW} = 1000 \text{ W}$

## Kilowatt Hour (kWh)

A kilowatt-hour measures the energy an appliance uses in kW per hour,  $kWh = 1 \text{ kilowatt hour}$

## Voltage (V)

Voltage is a measure of the difference in electric potential between two points in an electric circuit. In brief, voltage = pressure, and it is measured in volts (V).

## Kilovolt Ampere (kVA)

A kVA is simply 1,000 volt amps. A volt is electrical pressure. An amp is electrical current. Electrical Energy has two components. Active Energy (kWh) and Reactive Energy (kVAh). Reactive Energy (kVAh) occupies the capacity of electricity network and reduces the useful capacity of system for generation and distribution & hence its consumption needs to be billed.

## Power Factor (PF)

Power factor (PF) is an expression of energy efficiency. It is expressed as a percentage, the lower the percentage, the less efficient power usage. PF is the ratio of working power, measured in kW, to apparent power, measured in kVA. Apparent power, also known as demand, is the measure of the amount of power used to run machinery and equipment during a certain period. It is found by multiplying ( $kVA = V \times A$ ).

## Load Factor

Load factor is an expression of how much energy was used, versus how much energy would have been used, if the power had been left on during a time period of peak demand. It is a useful indicator for describing the consumption characteristics of electricity over a period of time. Lowering the facility's peak demand is the primary step to improving load factor.

## Capacity Charge

Capacity charges are the rates customers pay to ensure a sufficient supply of energy is available on a power grid during "peak" hours.



# Standard Small Commercial Electric Service Rate: SC1

This rate is available to any BWL customer desiring secondary voltage service, for any purpose, when supplied at one premises through one meter. The service is alternating current, 60 hertz, single phase. The secondary voltage is determined by the BWL.



**Summer Rates**  
June 1 -  
September 30

\$0.1554 per kWh



**Winter**  
October 1 -  
May 31

\$0.1515 per kWh

You've learned how to calculate the kWh used per month. Now we can estimate your monthly energy cost by using the rate chart above.

For this example we will use 2,000 kWh per month.

### Example Summer Rate

To calculate your 2,000 kWh used per month.

$$2,000 \text{ kWh} \times \$0.1554 = \$310.80$$

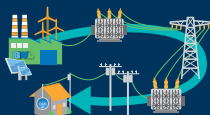
2,000 kWh per month =  
\$310.80 Commodity Charge

### Example Winter Rate

To calculate your 2,000 kWh used per month.

$$2,000 \text{ kWh} \times \$0.1515 = \$303.00$$

2,000 kWh per month =  
\$303.00 Commodity Charge



Don't forget to add the Basic Service Charge of  
\$37.00 per month





**STANDARD SMALL COMMERCIAL ELECTRIC SERVICE  
RATE CODE: SC1**

**Availability** - This rate is available to any Lansing Board of Water & Light's ("BWL") customer desiring secondary voltage service for any purpose when supplied at one Premises through one meter. This rate is not available for emergency service or standby service.

**Nature of Service** - The service is alternating current, 60 hertz, single phase. The secondary voltage is determined by the BWL.

**Monthly Rate** - Shall be computed in accordance with the following charges:

	<u>10/1/2024</u>
<b>Basic Service Charge</b>	\$37.00 Per month
<b>Commodity Charge</b>	
Summer Months of June through September	\$0.15540 Per kWh for all kWh
Winter Months of October through May	\$0.15150 Per kWh for all kWh

**Minimum Bill** - The Minimum Bill is the Basic Service Charge included in the Monthly Rate.

**Application Fee** - A \$10.00 charge shall be added to the first regular bill for turning on service at a Premises regardless of prior service with the BWL.

**Surcharges and Riders** - Service under this rate is subject to surcharges and riders as defined on a separate surcharge or rider schedule.

**Fee and Tax Adjustment** - Any taxes, assessments, franchise fees, or any other charges or fees levied by a governmental entity or political subdivision upon BWL property, operations, or the production, distribution or sale of electric power, will be in addition to the rates set forth herein.

**Rules and Regulations** - Service under this rate is subject to the BWL Rules and Regulations for Electric Service hereby incorporated by reference.

**Metering** - Where the BWL elects to measure the service on the primary side of the transformers, the metered kWh thus measured will be reduced by 3% for billing purposes to adjust for transformer losses. Where the customer receives service through more than one meter, the consumption as registered by the different meters will not be combined for billing purposes but will be computed and billed separately.



# Off-Peak Savers Standard Small Commercial Electric Service Rate: SCTOU

This rate is available to any BWL customer desiring secondary voltage service, for any purpose, when supplied at one premises through one meter. The service is alternating current, 60 hertz, single phase. The secondary voltage is determined by the BWL.



## Summer Rates June 1 - September 30

Off-Peak Hours  
All Other Hours  
\$0.1312 per kWh

On-Peak Hours  
10am-6pm  
\$0.2900 per kWh



## Winter Rates October 1 - May 31

Off-Peak Hours  
All Other Hours  
\$0.1334 per kWh

On-Peak Hours  
10am-6pm  
\$0.1825 per kWh

You've learned how to calculate the kWh used per month. Now we can estimate your monthly energy cost by using the rate chart above.

For this example we will use 2,000 kWh used per month, 1500 kWh during off-peak hours and 500 during on-peak hours.

### Example Summer Rate

To calculate your 2,000 kWh used per month.

1,500 kWh x \$0.1312 = \$196.80  
500 kWh x \$0.2900 = \$145.00

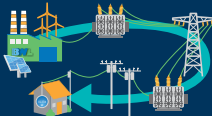
2,000 kWh per month =  
\$341.80 Commodity Charge

### Example Winter Rate

To calculate your 2,000 kWh used per month.

1,500 kWh x \$0.1334 = \$200.10  
500 kWh x \$0.1825 = \$91.25

2,000 kWh per month =  
\$291.35 Commodity Charge



Don't forget to add the Basic Service Charge of  
\$37.00 per month



**OFF-PEAK SAVERS SMALL COMMERCIAL ELECTRIC SERVICE  
RATE CODE: SCTOU**

**Availability** - This rate is available to any Lansing Board of Water & Lights (BWL) customer desiring secondary voltage service for any purpose when supplied at one Premises through one meter. This rate is not available for emergency service or standby service.

**Nature of Service** - The service is alternating current, 60 hertz, single phase. The secondary voltage is determined by the BWL.

**Monthly Rate** - Shall be computed in accordance with the following charges:

	<u>10/1/2024</u>	
<b>Basic Service Charge</b>	\$37.00	Per month
<b>Commodity Charge</b>		
Off-Peak Summer	\$0.13120	Per kWh for all Off-Peak kWh between June 1 and September 30
On-Peak Summer	\$0.29000	Per kWh for all On-Peak kWh between June 1 and September 30
Off-Peak Winter	\$0.13340	Per kWh for all Off-Peak kWh between October 1 and May 31
On-Peak Winter	\$0.18250	Per kWh for all On-Peak kWh between October 1 and May 31

**Minimum Bill** - The Minimum Bill is the Basic Service Charge included in the Monthly Rate.

**Application Fee** - A \$10.00 charge shall be added to the first regular bill for turning on service at a Premises regardless of prior service with the BWL.

**Schedule of On-Peak and Off-Peak Hours** - The following schedule shall apply Monday through Friday, including weekday U.S. Holidays when applicable. Saturday and Sunday are Off-Peak. Designated NERC/MISO weekday holidays, as shown in the Rules and Regulations, will be considered Off-Peak.

- A) On Peak Hours: 10:00AM to 6:00PM
- B) Off Peak Hours: 6:00PM to 10:00AM

**Surcharges and Riders** - Service under this rate is subject to surcharges and riders as defined on a separate surcharge or rider schedule.

**Fee and Tax Adjustment** - Any taxes, assessments, franchise fees, or any other charges or fees levied by a governmental entity or political subdivision upon BWL property, operations, or the production, distribution, or sale of electric power, will be in addition to the rates set forth herein.

**Rules and Regulations** - Service under this rate is subject to the BWL Rules and Regulations for Electric Service hereby incorporated by reference.

**Metering** - Where the BWL elects to measure the service on the primary side of the transformers, the metered kWh thus measured will be reduced by 3% for billing purposes to adjust for transformer losses. Where the customer receives service through more than one meter, the consumption as registered by the different meters will not be combined for billing purposes but will be computed and billed separately.



# Standard Midsize Commercial Electric Service Rate: MC1

This rate is available to any BWL customer desiring secondary voltage service, for any purpose, when supplied at one premises through one meter. The service is alternating current, 60 hertz, three phase. The secondary voltage is determined by the BWL.



**Summer Rates**  
**June 1 -**  
**September 30**

\$0.1393 per kWh for 0-5,000 kWh

\$0.1119 per kWh for over 5,000 kWh



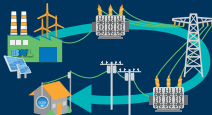
**Winter**  
**October 1 -**  
**May 31**

\$0.1338 per kWh for 0-5,000 kWh

\$0.1075 per kWh for over 5,000 kWh

\$14.50 per kW Max Demand for all  
kW above 15 kW

Power Factor (PF)	PF Penalty Charge
Greater than or equal to 0.900	0.0%
0.890 to 0.899	1.1%
0.880 to 0.889	2.3%
0.870 to 0.879	3.4%
0.860 to 0.869	4.7%
0.850 to 0.859	5.9%
Below 0.850	10.0%



**Don't forget to add the Basic Service Charge of  
\$75.00 per month**

**See rate for further details.**





**STANDARD MIDSIZE COMMERCIAL ELECTRIC SERVICE  
RATE CODE: MC1**

**Availability** - This rate is available to any Lansing Board of Water & Light (“BWL”) customer desiring secondary voltage service for any purpose when supplied at one Premises through one metering installation. This rate is not available for emergency service or standby service. Effective November 1, 2022, customers requesting transformer capacity greater than 1,500 kVa or service sizes larger than 3,000 amps will be required to take primary voltage on a separate rate.

**Nature of Service** - The service is alternating current, 60 hertz, three phase. The secondary voltage is determined by the BWL.

**Monthly Rate** - Shall be computed in accordance with the following charges:

	<u>10/1/2024</u>
<b>Basic Service Charge</b>	\$75.00 Per month
<b>Capacity Charge</b>	\$14.50 Per kW for all kW above 15kW
<b>Commodity Charge</b>	
Summer Months of June through September	\$0.13930 Per kWh for 0-5,000 kWh \$0.11190 Per kWh for over 5,000 kWh
Winter Months of October through May	\$0.13380 Per kWh for 0-5,000 kWh \$0.10750 Per kWh for over 5,000 kWh
<b>Power Factor Charge</b>	See Power Factor section below

**Minimum Bill** - The Minimum Bill is the Basic Service Charge included in the Monthly Rate.

**Application Fee** - A \$10.00 charge shall be added to the first regular bill for turning on service at a Premises regardless of prior service with the BWL.

**Surcharges and Riders** - Service under this rate is subject to surcharges and riders as defined on a separate surcharge or rider schedule.

**Fee and Tax Adjustment** - Any taxes, assessments, franchise fees, or any other charges or fees levied by a governmental entity or political subdivision upon BWL property, operations, or the production, distribution, or sale of electric power, will be in addition to the rates set forth herein.

**Rules and Regulations** - Service under this rate is subject to the BWL Rules and Regulations for Electric Service hereby incorporated by reference.

**Maximum Demand** - The Maximum Demand shall be the kW supplied during the 15-minute period of maximum use during the billing month, but the Maximum Demand shall never be less than 50% of the highest Maximum Demand of the preceding 11 billing months.

**Metering** - Where the BWL elects to measure the service on the primary side of the transformer, the metered kW and kWh thus measured will be reduced by 3% for billing purposes to adjust for transformer losses. Where the customer receives service through more than one meter, the consumption as registered by the different meters will not be combined for billing purposes but will be computed and billed separately.

**Power Factor Charge** - This rate requires a determination of the average Power Factor maintained by the customer during the billing period. Such average Power Factor shall be determined through metering of lagging Kilovar-hours and Kilowatt-hours during the billing period. The calculated ratio of lagging Kilovar-hours to Kilowatt-hours shall then be converted to the average Power Factor for the billing period by using the appropriate conversion factor. If the average Power Factor during the billing period is less than 0.900, a penalty will be applied to all commodity and capacity-based charges in accordance with the following table. A Power Factor less than 0.850 is not permitted and necessary corrective equipment must be installed by the customer. After 6 consecutive months below 0.850 Power Factor, the customer may be turned off until corrective equipment is installed.

Power Factor	Power Factor Penalty Charge
Greater than or equal to 0.900	0.0%
0.890 to 0.899	1.1%
0.880 to 0.889	2.3%
0.870 to 0.879	3.4%
0.860 to 0.869	4.7%
0.850 to 0.859	5.9%
Below 0.850	10.0%



# Off-Peak Savers Standard MidSize Commercial Electric Service Rate: MCTOU

This rate is available to any BWL customer desiring secondary voltage service, for any purpose, when supplied at one premises through one meter. The service is alternating current, 60 hertz, three phase. The secondary voltage is determined by the BWL.



## Summer Rates June 1 - September 30

Off-Peak Hours - All Other Hours  
\$0.0690 per kWh

On-Peak Hours-10am-6pm  
\$0.2577 per kWh



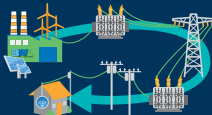
## Winter Rates October 1 - May 31

Off-Peak Hours-All Other Hours  
\$0.0714 per kWh

On-Peak Hours-10am-6pm  
\$0.1410 per kWh

\$14.00 per kW for all kW of Maximum Demand

Power Factor (PF)	PF Penalty Charge
Greater than or equal to 0.900	0.0%
0.890 to 0.899	1.1%
0.880 to 0.889	2.3%
0.870 to 0.879	3.4%
0.860 to 0.869	4.7%
0.850 to 0.859	5.9%
Below 0.850	10.0%



**Don't forget to add the Basic Service Charge of \$75.00 per month**

**See rate for further details.**



**OFF-PEAK SAVERS MIDSIZE COMMERCIAL ELECTRIC SERVICE  
RATE CODE: MCTOU**

**Availability** - This rate is available to any Lansing Board of Water & Light (“BWL”) customer desiring secondary voltage service for any purpose when supplied at one Premises through one metering installation. This rate is not available for emergency service or standby service. Effective November 1, 2022, customers requesting transformer capacity greater than 1,500 kVA or service sizes larger than 3,000 amps will be required to take primary voltage on a separate rate.

**Nature of Service** - The service is alternating current, 60 hertz, three phase. The secondary voltage is determined by the BWL.

**Monthly Rate** - Shall be computed in accordance with the following charges:

	<u>10/1/2024</u>	
<b>Basic Service Charge</b>	\$75.00	Per month
<b>Capacity Charge</b>	\$14.00	Per kW for all kW of Maximum Demand
<b>Commodity Charge</b>		
Off-Peak Summer	\$0.06900	Per kWh for all Off-Peak kWh between June 1 and September 30
On-Peak Summer	\$0.25770	Per kWh for all On-Peak kWh between June 1 and September 30
Off-Peak Winter	\$0.07140	Per kWh for all Off-Peak kWh between October 1 and May 31
On-Peak Winter	\$0.14100	Per kWh for all On-Peak kWh between October 1 and May 31
<b>Power Factor Charge</b>		See Power Factor section below

**Minimum Bill** - The Minimum Bill is the Basic Service Charge included in the Monthly Rate.

**Application Fee** - A \$10.00 charge shall be added to the first regular bill for turning on service at a Premises regardless of prior service with the BWL.

**Schedule of On-Peak and Off-Peak Hours** - The following schedule shall apply Monday through Friday, including weekday U.S. Holidays when applicable. Saturday and Sunday are Off-Peak. Designated NERC/MISO weekday holidays, as shown in the Rules and Regulations, will be considered Off-Peak.

- A) On-Peak Hours: 10:00AM to 6:00PM
- B) Off-Peak Hours: 6:00PM to 10:00AM

**Surcharges and Riders** - Service under this rate is subject to surcharges and riders as defined on a separate surcharge or rider schedule.

**Fee and Tax Adjustment** - Any taxes, assessments, franchise fees, or any other charges or fees levied by a governmental entity or political subdivision upon BWL property, operations, or the production, distribution or sale of electric power, will be in addition to the rates set forth herein.

**Rules and Regulations** - Service under this rate is subject to the BWL Rules and Regulations for Electric Service hereby incorporated by reference.


**Maximum Demand** - The Maximum Demand shall be the kW supplied during the 15-minute period of maximum use during the billing month, but the Maximum Demand shall never be less than 50% of the highest Maximum Demand of the preceding 11 billing months.

**Metering** - Where the BWL elects to measure the service on the primary side of the transformer, the metered kW and kWh thus measured will be reduced by 3% for billing purposes to adjust for transformer losses. Where the customer receives service through more than one meter, the consumption as registered by the different meters will not be combined for billing purposes but will be computed and billed separately.

**Power Factor Charge** - This rate requires a determination of the average Power Factor maintained by the customer during the billing period. Such average Power Factor shall be determined through metering of lagging Kilovar-hours and Kilowatt-hours during the billing period. The calculated ratio of lagging Kilovar-hours to Kilowatt-hours shall then be converted to the average Power Factor for the billing period by using the appropriate conversion factor. If the average Power Factor during the billing period is less than 0.900, a penalty will be applied to all commodity and capacity-based charges in accordance with the following table. A Power Factor less than 0.850 is not permitted and necessary corrective equipment must be installed by the customer. After 6 consecutive months below 0.850 Power Factor, the customer may be turned off until corrective equipment is installed.

<u>Power Factor</u>	<u>Power Factor Penalty Charge</u>
Greater than or equal to 0.900	0.0%
0.890 to 0.889	1.1%
0.880 to 0.879	2.3%
0.870 to 0.869	3.4%
0.860 to 0.859	4.7%
0.850 to 0.849	5.9%
Below 0.850	10.0%

Effective: October 1, 2024



# Electric Vehicle Charging Station Midsize Commercial Electric Service Rate: MCEV





**ELECTRIC VEHICLE CHARGING STATION MIDSIZE COMMERCIAL ELECTRIC SERVICE  
RATE CODE: MCEV**

**Availability** - This rate is available to any Lansing Board of Water & Light (BWL) customer desiring secondary voltage service for the exclusive purpose of providing Electric Power to Electric Vehicle Supply Equipment (EVSE) when supplied through one metering installation. EVSE means a device or apparatus, including vehicle supply cable, connector, internal relays and controls designed specifically for the purpose of delivering energy from the premises wiring to a plug in electric motor vehicle. This equipment must meet or exceed all applicable codes, standards, and practices. This rate is not available for emergency service or standby service. Effective November 1, 2022, customers requesting transformer capacity greater than 1,500 kVa or service sizes larger than 3,000 amps will be required to take primary voltage on a separate rate.

**Nature of Service** - The service is alternating current, 60 hertz, three phase. The secondary voltage is determined by the BWL. All kWh provided through this rate will be matched with renewable energy sources through the BWL's GreenWise Program.

**Monthly Rate** - Shall be computed in accordance with the following charges:

	<u>10/1/2024</u>	
<b>Basic Service Charge</b>	\$75.00	Per month
<b>Capacity Charge</b>	\$3.00	Per kW for all kW of Maximum Demand
<b>Commodity Charge</b>		
Off-Peak Summer	\$0.09910	Per kWh for all Off-Peak kWh between June 1 and September 30
On-Peak Summer	\$0.24610	Per kWh for all On-Peak kWh between June 1 and September 30
Off-Peak Winter	\$0.10060	Per kWh for all Off-Peak kWh between October 1 and May 31
On-Peak Winter	\$0.13850	Per kWh for all On-Peak kWh between October 1 and May 31
Renewable Energy	\$0.01300	Per kWh for all kWh as of 11/1/2022 <i>Please see Voluntary Renewable Energy Rider for current pricing</i>
<b>Power Factor Charge</b>		See Power Factor section below

**Minimum Bill** - The Minimum Bill is the Basic Service Charge included in the Monthly Rate.

**Application Fee** - A \$10.00 charge shall be added to the first regular bill for turning on service at a Premises regardless of prior service with the BWL.

**Schedule of On-Peak and Off-Peak Hours** - The following schedule shall apply Monday through Friday, including weekday U.S. Holidays when applicable. Saturday and Sunday are Off-Peak. Designated NERC/MISO weekday holidays, as shown in the Rules and Regulations, will be considered Off-Peak.

- A) On-Peak Hours: 10:00AM to 8:00PM
- B) Off-Peak Hours: 8:00PM to 10:00AM

**Surcharges and Riders** - Service under this rate is subject to surcharges and riders as defined on a separate surcharge or rider schedule.

**Fee and Tax Adjustment** - Any taxes, assessments, franchise fees, or any other charges or fees levied by a governmental entity or political subdivision upon BWL property, operations, or the production, distribution, or sale of electric power, will be in addition to the rates set forth herein.

**Rules and Regulations** - Service under this rate is subject to the BWL Rules and Regulations for Electric Service hereby incorporated by reference.

**Maximum Demand** - The Maximum Demand shall be the kW supplied during the 15 minute period of maximum use during the billing month, but the Maximum Demand shall never be less than 50% of the highest Maximum Demand of the preceding 11 billing months.

**Metering** - Where the BWL elects to measure the service on the primary side of the transformer, the metered kW and kWh thus measured will be reduced by 3% for billing purposes to adjust for transformer losses. Where the customer receives service through more than one meter, the consumption as registered by the different meters will not be combined for billing purposes but will be computed and billed separately.

**Power Factor Charge** - This rate requires a determination of the average Power Factor maintained by the customer during the billing period. Such average Power Factor shall be determined through metering of lagging Kilovar-hours and Kilowatt-hours during the billing period. The calculated ratio of lagging Kilovar-hours to Kilowatt-hours shall then be converted to the average Power Factor for the billing period by using the appropriate conversion factor. If the average Power Factor during the billing period is less than 0.900, a penalty will be applied to all commodity and capacity-based charges in accordance with the following table. A Power Factor less than 0.850 is not permitted and necessary corrective equipment must be installed by the customer. After 6 consecutive months below 0.850 Power Factor, the customer may be turned off until corrective equipment is installed.

Power Factor	Power Factor Penalty Charge
Greater than or equal to 0.900	0.0%
0.890 to 0.899	1.1%
0.880 to 0.889	2.3%
0.870 to 0.879	3.4%
0.860 to 0.869	4.7%
0.850 to 0.859	5.9%
Below 0.850	10.0%



# High Load Factor Midsize Commercial Electric Service Rate: MCHLF



**HIGH LOAD FACTOR MIDSIZE COMMERCIAL ELECTRIC SERVICE  
RATE CODE: MCHLF**

**Availability** - This rate is available to any Lansing Board of Water & Light (“BWL”) customer desiring secondary voltage service for any purpose when supplied at one Premises through one metering installation. This rate is not available for emergency service or standby service. Effective November 1, 2023, customers requesting transformer capacity greater than 1,500 kVa or service sizes larger than 3,000 amps will be required to take primary voltage on a separate rate.

**Nature of Service** - The service is alternating current, 60 hertz, three phase. The secondary voltage is determined by the BWL.

**Monthly Rate** - Shall be computed in accordance with the following charges:

	<u>10/1/2024</u>	
<b>Basic Service Charge</b>	\$75.00	Per month
<b>Capacity Charge</b>	\$31.00	Per kW for all kW of Maximum Demand
<b>Commodity Charge</b>		
Summer Months of June through September	\$0.07270	Per kWh for all kWh
Winter Months of October through May	\$0.07120	Per kWh for all kWh
<b>Power Factor Charge</b>		See Power Factor section below

**Minimum Bill** - The Minimum Bill is the Basic Service Charge included in the Monthly Rate.

**Application Fee** - A \$10.00 charge shall be added to the first regular bill for turning on service at a Premises regardless of prior service with the BWL.

**Surcharges and Riders** - Service under this rate is subject to surcharges and riders as defined on a separate surcharge or rider schedule.

**Fee and Tax Adjustment** - Any taxes, assessments, franchise fees, or any other charges or fees levied by a governmental entity or political subdivision upon BWL property, operations, or the production, distribution or sale of electric power, will be in addition to the rates set forth herein.

**Rules and Regulations** - Service under this rate is subject to the BWL Rules and Regulations for Electric Service hereby incorporated by reference.

**Maximum Demand** - The Maximum Demand shall be the kW supplied during the 15-minute period of maximum use during the billing month, but the Maximum Demand shall never be less than 50% of the highest Maximum Demand of the preceding 11 billing months.

**Metering** - Where the BWL elects to measure the service on the primary side of the transformer, the metered kW and kWh thus measured will be reduced by 3% for billing purposes to adjust for transformer losses. Where the customer receives service through more than one meter, the consumption as registered by the different meters will not be combined for billing purposes but will be computed and billed separately.

**Power Factor Charge** - This rate requires a determination of the average Power Factor maintained by the customer during the billing period. Such average Power Factor shall be determined through metering of lagging Kilovar-hours and Kilowatt-hours during the billing period. The calculated ratio of lagging Kilovar-hours to Kilowatt-hours shall then be converted to the average Power Factor for the billing period by using the appropriate conversion factor. If the average Power Factor during the billing period is less than 0.900, a penalty will be applied to all commodity and capacity-based charges in accordance with the following table. A Power Factor less than 0.850 is not permitted and necessary corrective equipment must be installed by the customer. After 6 consecutive months below 0.850 Power Factor, the customer may be turned off until corrective equipment is installed.

<u>Power Factor</u>	<u>Power Factor Penalty Charge</u>
Greater than or equal to 0.900	0.0%
0.890 to 0.899	1.1%
0.880 to 0.889	2.3%
0.870 to 0.879	3.4%
0.860 to 0.869	4.7%
0.850 to 0.859	5.9%
Below 0.850	10.0%

Effective: October 1, 2024



**Standby Midsize Commercial  
Electric Rate  
Rate: MC1STBY**

**Standard Midsize Commercial  
Fire Pump Electric Service  
Rate: MCFPS**





**STANDBY MIDSIZE COMMERCIAL ELECTRIC RATE  
RATE CODE: MC1STBY**

**Availability**-This rate is available to any Lansing Board of Water & Light ("BWL") customer with a dispatchable generation resource such as cogeneration or combined heat and power desiring primary voltage service for any purpose when supplied at one Premises through one metering installation (except as provided below for Multiple Premises Aggregation).

**Nature of Service** - The service is alternating current, 60 hertz, three phase. The secondary voltage is determined by the BWL.

**Monthly Rate** - Shall be computed in accordance with the following charges.

	<u>10/1/2024</u>	
<b>Capacity Charge</b>		
On-Peak Billing Demand	\$23.46	Per kW for all kW of On-Peak Billing Demand
Maximum Demand	\$7.46	Per kW for all of kW of Maximum Demand
<b>Generation Contract Capacity</b>	\$8.89	Per KW of nameplate capacity
<b>Energy Charges:</b>		
Summer Off Peak	\$0.07440	Per kWh for all Off-Peak kWh between June 1 and September 30
Summer On Peak	\$0.07890	Per kWh for all On-Peak kWh between June 1 and September 30
Winter Off Peak	\$0.07440	Per kWh for all Off-Peak kWh between October 1 and May 31
Winter On-Peak	\$0.07640	Per kWh for all On-Peak kWh between October 1 and May 31
<b>Power Factor Charge</b>		See Power Factor section below

**Minimum Bill** - The Minimum Bill is the Basic Service Charge and the contract capacity charge included in the Monthly Rate.

**Application Fee** - A \$10.00 charge shall be added to the first regular bill for turning on service at a Premises regardless of prior service with the BWL.

**Surcharges and Riders** - Service under this rate is subject to surcharges and riders as defined on a separate surcharge or rider schedule.

**Fee and Tax Adjustment** - Any taxes, assessments, franchise fees, or any other charges or fees levied by a governmental entity or political subdivision upon BWL property, operations, or the production, distribution, or sale of electric power, will be in addition to the rates set forth herein.

**Rules and Regulations** - Service under this rate is subject to the BWL Rules and Regulations for Electric Service hereby incorporated by reference.

**Schedule of On-Peak and Off-Peak Hours** - The following schedule shall apply Monday through Friday, including weekday U.S. Holidays when applicable. Saturday and Sunday are Off-Peak. Designated NERC/MISO weekday holidays, as shown in the Rules and Regulations, will be considered Off-Peak.

- A) On-Peak Hours: 10:00AM to 6:00PM
- B) Off-Peak Hours: 6:00PM to 10:00AM

**On-Peak Billing Demand** - The On-Peak Billing Demand shall be the kW supplied during the 15-minute period of maximum use during the On-Peak Period during the billing month

Effective: October 1, 2024

**Maximum Demand** - The Maximum Demand shall be the kW supplied during the 15-minute period of maximum use during the billing month.

**Multiple Premises Aggregation** - The 15-minute period demands of multiple Premises of a customer may be summed for determination of the total On-Peak Billing Demand under the following conditions: (a) each Premises is billed under the same rate schedule; (b) the total On-Peak Billing Demand shall not be less than 5,000 kW; and (c) the customer shall agree to a service contract with the BWL for the customer's full electrical service requirements at the aggregated Premises for a period of not less than five (5) years. Aggregation shall be applicable for determination of the On-Peak Billing Demand only. All other charges, including the Basic Service Charge and Maximum Demand, shall apply to each Premises independently.

**Metering** - Where the BWL elects to measure the service on the secondary side of the transformers, the metered kW and kWh thus measured will be increased by 3% for billing purposes to adjust for transformer losses. Where the customer receives service through more than one meter, consumption as registered by the different meters will not be combined for billing purposes but will be billed and computed separately except as provided for in Multiple Premises Aggregation.

**Power Factor Charge** - This rate requires a determination of the average Power Factor maintained by the customer during the billing period. Such average Power Factor shall be determined through metering of lagging Kilovar-hours and Kilowatt-hours during the billing period. The calculated ratio of lagging Kilovar-hours to Kilowatt-hours shall then be converted to the average Power Factor for the billing period by using the appropriate conversion factor. If the average Power Factor during the billing period is less than 0.900, a penalty will be applied to all commodity and capacity-based charges in accordance with the following table. A Power Factor less than 0.850 is not permitted and necessary corrective equipment must be installed by the customer. After 6 consecutive months below 0.850 Power Factor, the customer may be turned off until corrective equipment is installed.

Power Factor	Power Factor Penalty Charge
Greater than or equal to 0.900	0.0%
0.890 to 0.899	1.1%
0.880 to 0.889	2.3%
0.870 to 0.879	3.4%
0.860 to 0.869	4.7%
0.850 to 0.859	5.9%
Below 0.850	10.0%

**Equipment Supplied by Customer** - The customer shall be responsible for furnishing, installing, and maintaining all necessary and approved transforming, controlling and protective equipment required for service beyond the BWL primary-voltage Service Location.

**Alternate Primary Source** - Should the customer request the BWL to provide an Alternate Primary Source as provided for in the Rules and Regulations for added reliability, the customer will be subject to a standby charge for the ongoing operations and maintenance of the Alternate Primary Source of \$8.09 per kW of Maximum Demand.

**Dispatchable Generator Outages** - The BWL shall monitor outages via board-owned metering installed on the dispatchable generator. The number of unplanned outages extending more than one hour shall not exceed 3 in a single billing period. An unplanned outage is defined as any outage occurring without the customer having provided written notice to the contact listed in the Agreement for Parallel Operation 3 days before the outage occurs. In the event the dispatchable generator has 3 or more unplanned outages in the billing period, the customer shall be switched from the standby rate to the rate applicable for the customer's service.



**STANDARD MIDSIZE COMMERCIAL FIRE PUMP ELECTRIC SERVICE  
RATE CODE: MCFPS**

**Availability** - This rate is available to any Lansing Board of Water & Light ("BWL") customer desiring secondary voltage service for a fire pump at one Premises through one metering fire pump installation. This service is to be used exclusively for fire pump service. Effective November 1, 2022, customers requesting transformer capacity greater than 1,500 kVa or service sizes larger than 3,000 amps will be required to take primary voltage on a separate rate.

**Nature of Service** - The service is alternating current, 60 hertz, three phase. The secondary voltage is determined by the BWL.

**Monthly Rate** - Shall be computed in accordance with the following charges:

	<u>10/1/2024</u>	
<b>Basic Service Charge</b>	\$75.00	Per month
<b>Capacity Charge</b>	\$1.40	Per kW for all kW of Maximum Demand
<b>Commodity Charge</b>		
Summer Months of June through September	\$0.19500	Per kWh for all kWh
Winter Months of October through May	\$0.19090	Per kWh for all kWh
<b>Power Factor Charge</b>		See Power Factor section below

**Minimum Bill** - The Minimum Bill is the Basic Service Charge included in the Monthly Rate.

**Application Fee** - A \$10.00 charge shall be added to the first regular bill for turning on service at a Premises regardless of prior service with the BWL.

**Surcharges and Riders** - Service under this rate is subject to surcharges and riders as defined on a separate surcharge or rider schedule.

**Fee and Tax Adjustment** - Any taxes, assessments, franchise fees, or any other charges or fees levied by a governmental entity or political subdivision upon BWL property, operations, or the production, distribution, or sale of electric power, will be in addition to the rates set forth herein.

**Rules and Regulations** - Service under this rate is subject to the BWL Rules and Regulations for Electric Service hereby incorporated by reference.

**Maximum Demand** - The Maximum Demand shall be the kW supplied during the 15-minute period of maximum use during the billing month, but the Maximum Demand shall never be less than 50% of the highest Maximum Demand of the preceding 11 billing months.

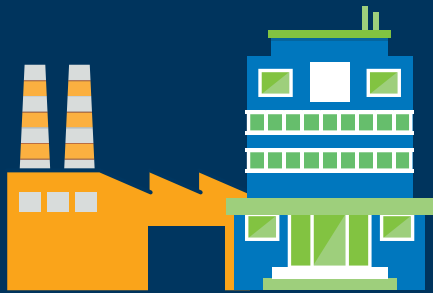
**Metering** - Where the BWL elects to measure the service on the primary side of the transformer, the metered kW and kWh thus measured will be reduced by 3% for billing purposes to adjust for transformer losses. Where the customer receives service through more than one meter, the consumption as registered by the different meters will not be combined for billing purposes but will be computed and billed separately.

**Power Factor Charge** - This rate requires a determination of the average Power Factor maintained by the customer during the billing period. Such average Power Factor shall be determined through metering of lagging Kilovar-hours and Kilowatt-hours during the billing period. The calculated ratio of lagging Kilovar-hours to Kilowatt-hours shall then be converted to the average Power Factor for the billing period by using the appropriate conversion factor. If the average Power Factor during the billing period is less than 0.900, a penalty will be applied to all commodity and capacity-based charges in accordance with the following table. A Power Factor less than 0.850 is not permitted and necessary corrective equipment must be installed by the customer. After 6 consecutive months below 0.850 Power Factor, the customer may be turned off until corrective equipment is installed.

Power Factor	Power Factor Penalty Charge
Greater than or equal to 0.900	0.0%
0.890 to 0.899	1.1%
0.880 to 0.889	2.3%
0.870 to 0.879	3.4%
0.860 to 0.869	4.7%
0.850 to 0.859	5.9%
Below 0.850	10.0%

Effective: October 1, 2024





# Large Electric Commercial & Industrial Rates

**Standard Large Commercial & Industrial  
Electric Service**

**Rate: LC1**

**Off-Peak Savers Large Commercial &  
Industrial Electric Service**

**Rate: LCTOU**

**Electric Vehicle Charging Station Large  
Commercial & Industrial Electric Service**

**Rate: LCEV**

**High Load Factor Large Commercial &  
Industrial Electric Service**

**Rate: LCHLF**

**Standby Large Commercial & Industrial  
Electric Rate**

**Rate: LC1STBY**





**STANDARD LARGE COMMERCIAL & INDUSTRIAL ELECTRIC SERVICE  
RATE CODE: LC1**

**Availability** - This rate is available to any Lansing Board of Water & Light (“BWL”) customer desiring primary voltage service for any purpose when supplied at one Premises through one metering installation (except as provided below for Multiple Premises Aggregation). This rate is not available for emergency service or standby service.

**Nature of Service** - The service is alternating current, 60 hertz, three phase. The primary voltage is determined by the BWL.

**Monthly Rate** - Shall be computed in accordance with the following charges:

	<u>10/1/2024</u>	
<b>Basic Service Charge</b>	\$330.00	Per month
<b>Capacity Charge</b>		
On-Peak Billing Demand	\$16.00	Per kW for all kW of On-Peak Billing Demand
Maximum Demand	\$6.75	Per kW for all kW of Maximum Demand
<b>Commodity Charge</b>		
Off-Peak Summer	\$0.07220	Per kWh for all Off-Peak kWh between June 1 and September 30
On-Peak Summer	\$0.07660	Per kWh for all On-Peak kWh between June 1 and September 30
Off-Peak Winter	\$0.07220	Per kWh for all Off-Peak kWh between October 1 and May 31
On-Peak Winter	\$0.07420	Per kWh for all On-Peak kWh between October 1 and May 31
<b>Power Factor Charge</b>		See Power Factor section below

**Minimum Bill** - The Minimum Bill is the Basic Service Charge included in the Monthly Rate.

**Application Fee** - A \$10.00 charge shall be added to the first regular bill for turning on service at a Premises regardless of prior service with the BWL.

**Schedule of On-Peak and Off-Peak Hours** - The following schedule shall apply Monday through Friday, including weekday U.S. Holidays when applicable. Saturday and Sunday are Off-Peak. Designated NERC/MISO weekday holidays, as shown in the Rules and Regulations, will be considered Off-Peak.

- A) On-Peak Hours: 10:00AM to 6:00PM
- B) Off-Peak Hours: 6:00PM to 10:00AM

**Surcharges and Riders** - Service under this rate is subject to surcharges and riders as defined on a separate surcharge or rider schedule.

**Fee and Tax Adjustment** - Any taxes, assessments, franchise fees, or any other charges or fees levied by a governmental entity or political subdivision upon BWL property, operations, or the production, distribution, or sale of electric power, will be in addition to the rates set forth herein.

**Rules and Regulations** - Service under this rate is subject to the BWL Rules and Regulations for Electric Service hereby incorporated by reference.

**On-Peak Billing Demand** - The On-Peak Billing Demand shall be the kW supplied during the 15-minute period of maximum use during the On-Peak Period during the billing month, but the On-Peak Billing Demand shall never be less than 50% of the highest On-Peak Billing Demand of the preceding 11 billing months.

**Maximum Demand** - The Maximum Demand shall be the kW supplied during the 15-minute period of maximum use during the billing month, whether on-peak or off-peak, but the Maximum Demand shall never be less than 50% of the highest Maximum Demand of the preceding 11 billing months.

**Multiple Premises Aggregation** - The 15-minute period demands of multiple Premises of a customer may be summed for determination of the total On-Peak Billing Demand under the following conditions: (a) each Premises is billed under the same rate schedule; (b) the total On-Peak Billing Demand shall not be less than 5,000 kW; and (c) the customer shall agree to a service contract with the BWL for the customer's full electrical service requirements at the aggregated Premises for a period of not less than five (5) years. Aggregation shall be applicable for determination of the On-Peak Billing Demand only. All other charges, including the Basic Service Charge and Maximum Demand, shall apply to each Premises independently.

**Metering** - Where the BWL elects to measure the service on the secondary side of the transformers, the metered kW and kWh thus measured will be increased by 3% for billing purposes to adjust for transformer losses. Where the customer receives service through more than one meter, consumption as registered by the different meters will not be combined for billing purposes but will be billed and computed separately except as provided for in Multiple Premises Aggregation.

**Power Factor Charge** - This rate requires a determination of the average Power Factor maintained by the customer during the billing period. Such average Power Factor shall be determined through metering of lagging Kilo-var-hours and Kilowatt-hours during the billing period. The calculated ratio of lagging Kilo-var-hours to Kilowatt-hours shall then be converted to the average Power Factor for the billing period by using the appropriate conversion factor. If the average Power Factor during the billing period is less than 0.900, a penalty will be applied to all commodity and capacity-based charges in accordance with the following table. A Power Factor less than 0.850 is not permitted and necessary corrective equipment must be installed by the customer. After 6 consecutive months below 0.850 Power Factor, the customer may be turned off until corrective equipment is installed.

<u>Power Factor</u>	<u>Power Factor Penalty Charge</u>
Greater than or equal to 0.900	0.0%
0.890 to 0.899	1.1%
0.880 to 0.889	2.3%
0.870 to 0.879	3.4%
0.860 to 0.869	4.7%
0.850 to 0.859	5.9%
Below 0.850	10.0%

**Equipment Supplied by Customer** - The customer shall be responsible for furnishing, installing, and maintaining all necessary and approved transforming, controlling and protective equipment required for service beyond the BWL primary-voltage Service Location.

**Alternate Primary Source** - Should the customer request the BWL to provide an Alternate Primary Source as provided for in the Rules and Regulations for added reliability, the customer will be subject to a standby charge for the ongoing operations and maintenance of the Alternate Primary Source of \$8.09 per kW of Maximum Demand.



**OFF-PEAK SAVERS LARGE COMMERCIAL & INDUSTRIAL ELECTRIC SERVICE  
RATE CODE: LCTOU**

**Availability** - This rate is available to any Lansing Board of Water & Light (BWL) customer desiring primary voltage service for any purpose when supplied at one Premises through one metering installation. This rate is not available for emergency service or standby service.

**Nature of Service** - The service is alternating current, 60 hertz, three phase. The primary voltage is determined by the BWL.

**Monthly Rate** - Shall be computed in accordance with the following charges:

	<u>10/1/2024</u>	
<b>Basic Service Charge</b>	\$330.00	Per month
<b>Capacity Charge</b>	\$13.75	Per kW for all kW of Maximum Demand
<b>Commodity Charge</b>		
Off-Peak Summer	\$0.06880	Per kWh for all Off-Peak kWh between June 1 and September 30
On-Peak Summer	\$0.27470	Per kWh for all On-Peak kWh between June 1 and September 30
Off-Peak Winter	\$0.07130	Per kWh for all Off-Peak kWh between October 1 and May 31
On-Peak Winter	\$0.14730	Per kWh for all On-Peak kWh between October 1 and May 31
<b>Power Factor Charge</b>		See Power Factor section below

**Minimum Bill** - The Minimum Bill is the Basic Service Charge included in the Monthly Rate.

**Application Fee** - A \$10.00 charge shall be added to the first regular bill for turning on service at a Premises regardless of prior service with the BWL.

**Schedule of On-Peak and Off-Peak Hours** - The following schedule shall apply Monday through Friday, including weekday U.S. Holidays when applicable. Saturday and Sunday are Off-Peak. Designated NERC/MISO weekday holidays, as shown in the Rules and Regulations, will be considered Off-Peak.

- A) On-Peak Hours: 10:00AM to 6:00PM
- B) Off-Peak Hours: 6:00PM to 10:00AM

**Surcharges and Riders** - Service under this rate is subject to surcharges and riders as defined on a separate surcharge or rider schedule.

**Fee and Tax Adjustment** - Any taxes, assessments, franchise fees, or any other charges or fees levied by a governmental entity or political subdivision upon BWL property, operations, or the production, distribution, or sale of electric power, will be in addition to the rates set forth herein.

**Rules and Regulations** - Service under this rate is subject to the BWL Rules and Regulations for Electric Service hereby incorporated by reference.

**Maximum Demand** - The Maximum Demand shall be the kW supplied during the 15 minute period of maximum use during the billing month but the Maximum Demand shall never be less than 50% of the highest Maximum Demand of the preceding 11 billing months.

**Metering** - Where the BWL elects to measure the service on the secondary side of the transformers, the metered kW and kWh thus measured will be increased by 3% for billing purposes to adjust for transformer losses. Where the customer receives service through more than one meter, consumption as registered by the different meters will not be combined for billing purposes but will be billed and computed separately.



**Power Factor Charge** - This rate requires a determination of the average Power Factor maintained by the customer during the billing period. Such average Power Factor shall be determined through metering of lagging Kilovar-hours and Kilowatt-hours during the billing period. The calculated ratio of lagging Kilovar-hours to Kilowatt-hours shall then be converted to the average Power Factor for the billing period by using the appropriate conversion factor. If the average Power Factor during the billing period is less than 0.900, a penalty will be applied to all commodity and capacity-based charges in accordance with the following table. A Power Factor less than 0.850 is not permitted and necessary corrective equipment must be installed by the customer. After 6 consecutive months below 0.850 Power Factor, the customer may be turned off until corrective equipment is installed.

<u>Power Factor</u>	<u>Power Factor Penalty Charge</u>
Greater than or equal to 0.900	0.0%
0.890 to 0.899	1.1%
0.880 to 0.889	2.3%
0.870 to 0.879	3.4%
0.860 to 0.869	4.7%
0.850 to 0.859	5.9%
Below 0.850	10.0%

**Equipment Supplied by Customer** - The customer shall be responsible for furnishing, installing, and maintaining all necessary and approved transforming, controlling and protective equipment required for service beyond the BWL primary voltage Service Location.

**Alternate Primary Source** - Should the customer request the BWL to provide an Alternate Primary Source as provided for in the Rules and Regulations for added reliability, the customer will be subject to a standby charge for the ongoing operations and maintenance of the Alternate Primary Source of \$8.09 per kW of Maximum Demand.



**ELECTRIC VEHICLE CHARGING STATION LARGE COMMERCIAL & INDUSTRIAL ELECTRIC SERVICE  
RATE CODE: LCEV**

**Availability** - This rate is available to any Lansing Board of Water & Light (“BWL”) customer desiring primary voltage service for the exclusive purpose of providing Electric Power to Electric Vehicle Supply Equipment (“EVSE”) when supplied through one metering installation. “EVSE” means a device or apparatus, including vehicle supply cable, connector, internal relays and controls designed specifically for the purpose of delivering energy from the premises wiring to a plug-in-electric motor vehicle. This equipment must meet or exceed all applicable codes, standards, and practices. This rate is not available for emergency service or standby service.

**Nature of Service** - The service is alternating current, 60 hertz, three phase. The primary voltage is determined by the BWL. All kWh provided through this rate will be matched with renewable energy sources through the BWL’s GreenWise Program.

**Monthly Rate** - Shall be computed in accordance with the following charges:

	<u>10/1/2024</u>	
<b>Basic Service Charge</b>	\$330.00	Per month
<b>Capacity Charge</b>	\$2.60	Per kW for all kW of Maximum Demand
<b>Commodity Charge</b>		
Off-Peak Summer	\$0.10270	Per kWh for all Off-Peak kWh between June 1 and September 30
On-Peak Summer	\$0.27260	Per kWh for all On-Peak kWh between June 1 and September 30
Off-Peak Winter	\$0.10450	Per kWh for all Off-Peak kWh between October 1 and May 31
On-Peak Winter	\$0.14840	Per kWh for all On-Peak kWh between October 1 and May 31
Renewable Energy	\$0.0130	Per kWh for all kWh as of 10/1/2024 <i>Please see Voluntary Renewable Energy Rider for current pricing</i>
<b>Power Factor Charge</b>		See Power Factor section below

**Minimum Bill** - The Minimum Bill is the Basic Service Charge included in the Monthly Rate.

**Application Fee** - A \$10.00 charge shall be added to the first regular bill for turning on service at a Premises regardless of prior service with the BWL.

**Schedule of On-Peak and Off-Peak Hours** - The following schedule shall apply Monday through Friday, including weekday U.S. Holidays when applicable. Saturday and Sunday are Off-Peak. Designated NERC/MISO weekday holidays, as shown in the Rules and Regulations, will be considered Off-Peak.

- A) On-Peak Hours: 10:00AM to 8:00PM
- B) Off-Peak Hours: 8:00PM to 10:00AM

**Surcharges and Riders** - Service under this rate is subject to surcharges and riders as defined on a separate surcharge or rider schedule.

**Fee and Tax Adjustment** - Any taxes, assessments, franchise fees, or any other charges or fees levied by a governmental entity or political subdivision upon BWL property, operations, or the production, distribution or sale of electric power, will be in addition to the rates set forth herein.

**Rules and Regulations** - Service under this rate is subject to the BWL Rules and Regulations for Electric Service hereby incorporated by reference.

**Maximum Demand** - The Maximum Demand shall be the kW supplied during the 15-minute period of maximum use during the billing month but the Maximum Demand shall never be less than 50% of the highest Maximum Demand of the preceding 11 billing months.

**Metering** - Where the BWL elects to measure the service on the secondary side of the transformers, the metered kW and kWh thus measured will be increased by 3% for billing purposes to adjust for transformer losses. Where the customer receives service through more than one meter, consumption as registered by the different meters will not be combined for billing purposes but will be billed and computed separately.

**Power Factor Charge** - This rate requires a determination of the average Power Factor maintained by the customer during the billing period. Such average Power Factor shall be determined through metering of lagging Kilo-var-hours and Kilowatt-hours during the billing period. The calculated ratio of lagging Kilo-var-hours to Kilowatt-hours shall then be converted to the average Power Factor for the billing period by using the appropriate conversion factor. If the average Power Factor during the billing period is less than 0.900, a penalty will be applied to all commodity and capacity-based charges in accordance with the following table. A Power Factor less than 0.850 is not permitted and necessary corrective equipment must be installed by the customer. After 6 consecutive months below 0.850 Power Factor, the customer may be turned off until corrective equipment is installed.

<b>Power Factor</b>	<b>Power Factor Penalty Charge</b>
Greater than or equal to 0.900	0.0%
0.890 to 0.899	1.1%
0.880 to 0.889	2.3%
0.870 to 0.879	3.4%
0.860 to 0.869	4.7%
0.850 to 0.859	5.9%
Below 0.850	10.0%

**Equipment Supplied by Customer** - The customer shall be responsible for furnishing, installing and maintaining all necessary and approved transforming, controlling and protective equipment required for service beyond the BWL primary-voltage Service Location.

**Alternate Primary Source** - Should the customer request the BWL to provide an Alternate Primary Source as provided for in the Rules and Regulations for added reliability, the customer will be subject to a standby charge for the ongoing operations and maintenance of the Alternate Primary Source of \$8.09 per kW of Maximum Demand.





**HIGH LOAD FACTOR LARGE COMMERCIAL & INDUSTRIAL ELECTRIC SERVICE  
RATE CODE: LCHLF**

**Availability** - This rate is available to any Lansing Board of Water & Light (“BWL”) customer desiring primary voltage service for any purpose when supplied at one Premises through one metering installation. This rate is not available for emergency service or standby service.

**Nature of Service** - The service is alternating current, 60 hertz, three phase. The primary voltage is determined by the BWL.

**Monthly Rate** - Shall be computed in accordance with the following charges:

	<u>10/1/2024</u>	
<b>Basic Service Charge</b>	\$330.00	Per month
<b>Capacity Charge</b>		
On-Peak Billing Demand	\$32.00	Per kW for all kW of On-Peak Billing Demand
Maximum Demand	\$6.75	Per kW for all kW of Maximum Demand
<b>Commodity Charge</b>		
Summer Months of June through September	\$0.04660	Per kWh for all kWh
Winter Months of October through May	\$0.04420	Per kWh for all kWh
<b>Power Factor Charge</b>		See Power Factor section below

**Minimum Bill** - The Minimum Bill is the Basic Service Charge included in the Monthly Rate.

**Application Fee** - A \$10.00 charge shall be added to the first regular bill for turning on service at a Premises regardless of prior service with the BWL.

**Schedule of On-Peak and Off-Peak Hours** - The following schedule shall apply Monday through Friday, including weekday U.S. Holidays when applicable. Saturday and Sunday are Off-Peak. Designated NERC/MISO weekday holidays, as shown in the Rules and Regulations, will be considered Off-Peak.

- A) On-Peak Hours: 10:00AM to 6:00PM
- B) Off-Peak Hours: 6:00PM to 10:00AM

**Surcharges and Riders** - Service under this rate is subject to surcharges and riders as defined on a separate surcharge or rider schedule.

**Fee and Tax Adjustment** - Any taxes, assessments, franchise fees, or any other charges or fees levied by a governmental entity or political subdivision upon BWL property, operations, or the production, distribution, or sale of electric power, will be in addition to the rates set forth herein.

**Rules and Regulations** - Service under this rate is subject to the BWL Rules and Regulations for Electric Service hereby incorporated by reference.

**On-Peak Billing Demand** - The On-Peak Billing Demand shall be the kW supplied during the 15-minute period of maximum use during the On-Peak Period during the billing month, but the On-Peak Billing Demand shall never be less than 50% of the highest On-Peak Billing Demand of the preceding 11 billing months.

**Maximum Demand** - The Maximum Demand shall be the kW supplied during the 15-minute period of maximum use during the billing month, whether on-peak or off-peak, but the Maximum Demand shall never be less than 50% of the highest Maximum Demand of the preceding 11 billing months.

**Metering** - Where the BWL elects to measure the service on the secondary side of the transformers, the metered kW and kWh thus measured will be increased by 3% for billing purposes to adjust for transformer losses. Where the customer receives service through more than one meter, consumption as registered by the different meters will not be combined for billing purposes but will be billed and computed separately.

**Power Factor Charge** - This rate requires a determination of the average Power Factor maintained by the customer during the billing period. Such average Power Factor shall be determined through metering of lagging KiloVar-hours and Kilowatt-hours during the billing period. The calculated ratio of lagging KiloVar-hours to Kilowatt-hours shall then be converted to the average Power Factor for the billing period by using the appropriate conversion factor. If the average Power Factor during the billing period is less than 0.900, a penalty will be applied to all commodity and capacity-based charges in accordance with the following table. A Power Factor less than 0.850 is not permitted and necessary corrective equipment must be installed by the customer. After 6 consecutive months below 0.850 Power Factor, the customer may be turned off until corrective equipment is installed.

<b><u>Power Factor</u></b>	<b><u>Power Factor Penalty Charge</u></b>
Greater than or equal to 0.900	0.0%
0.890 to 0.899	1.1%
0.880 to 0.889	2.3%
0.870 to 0.879	3.4%
0.860 to 0.869	4.7%
0.850 to 0.859	5.9%
Below 0.850	10.0%

**Equipment Supplied by Customer** - The customer shall be responsible for furnishing, installing, and maintaining all necessary and approved transforming, controlling and protective equipment required for service beyond the BWL primary-voltage Service Location.

**Alternate Primary Source** - Should the customer request the BWL to provide an Alternate Primary Source as provided for in the Rules and Regulations for added reliability, the customer will be subject to a standby charge for the ongoing operations and maintenance of the Alternate Primary Source of \$8.09 per kW of Maximum Demand.





## STANDBY LARGE COMMERCIAL AND INDUSTRIAL ELECTRIC RATE

### RATE CODE: LC1STBY

**Availability** - This rate is available to any Lansing Board of Water & Light ("BWL") customer with a dispatchable generation resource such as cogeneration or combined heat and power desiring primary voltage service for any purpose when supplied at one Premises through one metering installation (except as provided below for Multiple Premises Aggregation).

**Nature of Service** - The service is alternating current, 60 hertz, three phase. The primary voltage is determined by the BWL.

**Monthly Rate** - Shall be computed in accordance with the following charges:

	<u>10/1/2024</u>	
<b>Capacity Charge</b>		
On-Peak Billing Demand	\$22.75	Per kW for all kW of On-Peak Billing Demand
Maximum Demand	\$6.75	Per kW for all kW of Maximum Demand
<b>Generator Capacity Charge</b>		
	\$8.57	Per kW of nameplate capacity
<b>Commodity Charge</b>		
Off-Peak Summer	\$0.0722	Per kWh for all Off-Peak kWh between June 1 and September 30
On-Peak Summer	\$0.0766	Per kWh for all On-Peak kWh between June 1 and September 30
Off-Peak Winter	\$0.0722	Per kWh for all Off-Peak kWh between October 1 and May 31
On-Peak Winter	\$ 0.0742	Per kWh for all On-Peak kWh between October 1 and May 31
<b>Power Factor Charge</b>		See Power Factor section below

**Minimum Bill** - The Minimum Bill is the Basic Service Charge included in the Monthly Rate.

**Application Fee** - A \$10.00 charge shall be added to the first regular bill for turning on service at a Premises regarding of prior service with the BWL.

**Schedule of On-Peak and Off-Peak Hours** - The following schedule shall apply Monday through Friday, including weekday U.S. Holidays when applicable. Saturday and Sunday are Off-Peak. Designated NERC/MISO weekday holidays, as shown in the Rules and Regulations, will be considered Off-Peak.

On-Peak Hours: 10:00AM to 6:00PM

Off-Peak Hours: 6:00PM to 10:00AM

**Surcharges and Riders** - Service under this rate is subject to surcharges and riders as defined on a separate surcharge or rider schedule.

**Fee and Tax Adjustment** - Any taxes, assessments, franchise fees, or any other charges or fees levied by a governmental entity or political subdivision upon BWL property, operations, or the production, distribution, or sale of electric power, will be in addition to the rates set forth herein.

**Rules and Regulations** - Service under this rate is subject to the BWL Rules and Regulations for Electric Service hereby incorporated by reference.

**On-Peak Billing Demand** - The On-Peak Billing Demand shall be the kW supplied during the 15-minute period of maximum use during the On-Peak Period during the billing month.

Effective: October 1, 2024

**Maximum Demand** - The Maximum Demand shall be the kW supplied during the 15-minute period of maximum use during the billing month, whether on-peak or off-peak.

**Multiple Premises Aggregation** - The 15-minute period demands of multiple Premises of a customer may be summed for determination of the total On-Peak Billing Demand under the following conditions: (a) each Premises is billed under the same rate schedule; (b) the total On-Peak Billing Demand shall not be less than 5,000 kW; and (c) the customer shall agree to a service contract with the BWL for the customer's full electrical service requirements at the aggregated Premises for a period of not less than five (5) years. Aggregation shall be applicable for determination of the On-Peak Billing Demand only. All other charges, including the Basic Service Charge and Maximum Demand, shall apply to each Premises independently.

**Metering** - Where the BWL elects to measure the service on the secondary side of the transformers, the metered kW and kWh thus measured will be increased by 3% for billing purposes to adjust for transformer losses. Where the customer receives service through more than one meter, consumption as registered by the different meters will not be combined for billing purposes but will be billed and computed separately except as provided for in Multiple Premises Aggregation.

**Power Factor Charge** - This rate requires a determination of the average Power Factor maintained by the customer during the billing period. Such average Power Factor shall be determined through metering of lagging Kilovar-hours and Kilowatt-hours during the billing period. The calculated ratio of lagging Kilovar-hours to Kilowatt-hours shall then be converted to the average Power Factor for the billing period by using the appropriate conversion factor. If the average Power Factor during the billing period is less than 0.900, a penalty will be applied to all commodity and capacity-based charges in accordance with the following table. A Power Factor less than 0.850 is not permitted and necessary corrective equipment must be installed by the customer. After 6 consecutive months below 0.850 Power Factor, the customer may be turned off until corrective equipment is install.


Power Factor	Power Factor Penalty Charge
Greater than or equal to 0.900	0.0%
0.890 to 0.899	1.1%
0.880 to 0.889	2.3%
0.870 to 0.879	3.4%
0.860 to 0.869	4.7%
0.850 to 0.859	5.9%
Below 0.850	10.0%

**Equipment Supplied by Customer** - The customer shall be responsible for furnishing, installing, and maintaining all necessary and approved transforming, controlling and protective equipment required for service beyond the BWL primary-voltage Service Location.

**Alternate Primary Source** - Should the customer request the BWL to provide an Alternate Primary Source as provided for in the Rules and Regulations for added reliability, the customer will be subject to a standby charge for the ongoing operations and maintenance of the Alternate Primary Source of \$8.09 per kW of Maximum Demand.

**Dispatchable Generator Outages** - The BWL shall monitor outages via board-owned metering installed on the dispatchable generator. The number of unplanned outages extending more than one hour shall not exceed 3 in a single billing period. An unplanned outage is defined as any outage occurring without the customer having provided written notice to the contact listed in the Agreement for Parallel Operation 3 days before the outage occurs. In the event the dispatchable generator has 3 or more unplanned outages in the billing period, the customer shall be switched from the standby rate to the rate applicable for the customer's service.

Effective: October 1, 2024



# Electric Extra Large Industrial Rates

**Standard Extra Large Industrial Electric Service**

**Rate: XL1**

**High Load Factor Extra Large Industrial Electric Service**

**Rate: XLHLF**

**Market Based Pricing Economic Development Industrial Electric Service**

**Rate: EDM**

**High Load Factor Economic Development Industrial Electric Service**

**Rate: EDHLF**





**STANDARD EXTRA LARGE INDUSTRIAL ELECTRIC SERVICE  
RATE CODE: XL1**

**Availability** - This rate is available to any Lansing Board of Water & Light (BWL) customer desiring primary voltage service through a dedicated substation for any purpose when supplied at one Premises through one metering installation (except as provided below for Multiple Premises Aggregation). This rate is not available for emergency service or standby service.

The customer must agree to a service contract with the BWL for the customer's entire electric service requirements at the applicable Premises for a period of not less than ten (10) years. If the customer ceases operation before the completion of the initial service contract term, the customer shall pay the remaining net book value for any infrastructure investments made specifically for the customer as specified in the service contract.

**Nature of Service** - The service is alternating current, 60 hertz, three phase. The primary voltage is determined by the BWL.

**Monthly Rate** - Shall be computed in accordance with the following charges:

	<u>10/1/2024</u>	
<b>Basic Service Charge</b>	\$515.00	Per month
<b>Capacity Charge</b>		
On-Peak Billing Demand	\$18.00	Per kW for all kW of On-Peak Billing Demand
Maximum Demand	\$3.00	Per kW for all kW of Maximum Demand
<b>Commodity Charge</b>		
Off-Peak Summer	\$0.07300	Per kWh for all Off-Peak kWh between June 1 and September 30
On-Peak Summer	\$0.07860	Per kWh for all On-Peak kWh between June 1 and September 30
Off-Peak Winter	\$0.07300	Per kWh for all Off-Peak kWh between October 1 and May 31
On-Peak Winter	\$0.07700	Per kWh for all On-Peak kWh between October 1 and May 31
<b>Power Factor Charge</b>		See Power Factor section below

**Minimum Bill** - The Minimum Bill is the Basic Service Charge included in the Monthly Rate.

**Application Fee** - A \$10.00 charge shall be added to the first regular bill for turning on service at a Premises regardless of prior service with the BWL.

**Schedule of On-Peak and Off-Peak Hours** - The following schedule shall apply Monday through Friday, including weekday U.S. Holidays when applicable. Saturday and Sunday are Off-Peak. Designated NERC/MISO weekday holidays, as shown in the Rules and Regulations, will be considered Off-Peak.

- A) On-Peak Hours: 10:00AM to 6:00PM
- B) Off-Peak Hours: 6:00PM to 10:00AM

**Surcharges and Riders** - Service under this rate is subject to surcharges and riders as defined on a separate surcharge or rider schedule.

**Fee and Tax Adjustment** - Any taxes, assessments, franchise fees, or any other charges or fees levied by a governmental entity or political subdivision upon BWL property, operations, or the production, distribution, or sale of electric power, will be in addition to the rates set forth herein.

**Rules and Regulations** - Service under this rate is subject to the BWL Rules and Regulations for Electric Service hereby incorporated by reference.

Effective: October 1, 2024

**On-Peak Billing Demand:** The On-Peak Billing Demand shall be the kW supplied during the 15-minute period of maximum use during the On-Peak Period during the billing month, but the On-Peak Billing Demand shall never be less than 50% of the highest On-Peak Billing Demand of the preceding 11 billing months.

**Maximum Demand:** The Maximum Demand shall be the kW supplied during the 15-minute period of maximum use during the billing month, whether on-peak or off-peak, but the Maximum Demand shall never be less than 50% of the highest Maximum Demand of the preceding 11 billing months.

**Multiple Premises Aggregation** -The 15-minute period demands of multiple Premises of a customer may be summed for determination of the total On-Peak Billing Demand under the following conditions: (a) each Premises is billed under the same rate schedule; and (b) the total On-Peak Billing Demand shall not be less than 25,000 kW. Aggregation shall be applicable for determination of the On-Peak Billing Demand only. All other charges, including the Basic Service Charge and Maximum Demand, shall apply to each Premises independently.

**Metering** - Where the BWL elects to measure the service on the secondary side of the substation transformers, the metered kW and kWh thus measured will be increased by 3% for billing purposes to adjust for transformer losses. Where the customer receives service through more than one meter, consumption as registered by the different meters will not be combined for billing purposes but will be billed and computed separately except as provided for in Multiple Premises Aggregation.

**Power Factor Charge** - This rate requires a determination of the average Power Factor maintained by the customer during the billing period. Such average Power Factor shall be determined through metering of lagging Kilovar-hours and Kilowatt-hours during the billing period. The calculated ratio of lagging Kilovar-hours to Kilowatt-hours shall then be converted to the average Power Factor for the billing period by using the appropriate conversion factor. If the average Power Factor during the billing period is less than 0.950, a penalty will be applied to all commodity and capacity-based charges in accordance with the following table. A Power Factor less than 0.850 is not permitted and necessary corrective equipment must be installed by the customer. After 6 consecutive months below 0.850 Power Factor, the customer may be turned off until corrective equipment is installed.

<b><u>Power Factor</u></b>	<b><u>Power Factor Penalty Charge</u></b>
Greater than or equal to 0.950	0.0%
0.940 to 0.949	1.1%
0.930 to 0.939	2.2%
0.920 to 0.929	3.3%
0.910 to 0.919	4.4%
0.900 to 0.909	5.6%
0.890 to 0.899	6.7%
0.880 to 0.889	8.0%
0.870 to 0.879	9.2%
0.860 to 0.869	10.5%
0.850 to 0.859	11.8%
Below 0.850	15.0%

**Equipment Supplied by Customer** -The customer shall be responsible for furnishing, installing, and maintaining all necessary and approved transforming, controlling and protective equipment required for service beyond the BWL primary voltage Service Location.

**Alternate Primary Source** - Should the customer request the BWL to provide an Alternate Primary Source as provided for in the Rules and Regulations for added reliability, the customer will be subject to a standby charge for the ongoing operations and maintenance of the Alternate Primary Source of \$2.21 per kW of Maximum Demand.



**HIGH LOAD FACTOR EXTRA LARGE INDUSTRIAL ELECTRIC SERVICE  
RATE CODE: XLHLF**

**Availability** - This rate is available to any Lansing Board of Water & Light (“BWL”) customer desiring primary voltage service through a dedicated substation for any purpose when supplied at one Premises through one metering installation. This rate is not available for emergency service or standby service.

The customer must agree to a service contract with the BWL for the customer's entire electric service requirements at the applicable Premises for a period of not less than ten (10) years. If the customer ceases operation before the completion of the initial service contract term, the customer shall pay the remaining net book value for any infrastructure investments made specifically for the customer as specified in the service contract.

**Nature of Service** - The service is alternating current, 60 hertz, three phase. The primary voltage is determined by the BWL.

**Monthly Rate** - Shall be computed in accordance with the following charges:

	<u><b>10/1/2024</b></u>
<b>Basic Service Charge</b>	\$515.00 Per month
<b>Capacity Charge</b>	
On-Peak Billing Demand	\$32.00 Per kW for all kW of On-Peak Billing Demand
Maximum Demand	\$6.75 Per kW for all kW of Maximum Demand
<b>Commodity Charge</b>	
Summer Months of June through September	\$0.04520 Per kWh for all kWh
Winter Months of October through May	\$0.04260 Per kWh for all kWh
<b>Power Factor Charge</b>	See Power Factor section below

**Minimum Bill** - The Minimum Bill is the Basic Service Charge included in the Monthly Rate.

**Application Fee** - A \$10.00 charge shall be added to the first regular bill for turning on service at a Premises regardless of prior service with the BWL.

**Schedule of On-Peak and Off-Peak Hours** - The following schedule shall apply Monday through Friday, including weekday U.S. Holidays when applicable. Saturday and Sunday are Off-Peak. Designated NERC/MISO weekday holidays, as shown in the Rules and Regulations, will be considered Off-Peak.

- A) On-Peak Hours: 10:00AM to 6:00PM
- B) Off-Peak Hours: 6:00PM to 10:00AM

**Surcharges and Riders** - Service under this rate is subject to surcharges and riders as defined on a separate surcharge or rider schedule.

**Fee and Tax Adjustment** - Any taxes, assessments, franchise fees, or any other charges or fees levied by a governmental entity or political subdivision upon BWL property, operations, or the production, distribution or sale of electric power, will be in addition to the rates set forth herein.

**Rules and Regulations** - Service under this rate is subject to the BWL Rules and Regulations for Electric Service hereby incorporated by reference.

**On-Peak Billing Demand:** The On-Peak Billing Demand shall be the kW supplied during the 15-minute period of maximum use during the On-Peak Period during the billing month, but the On-Peak Billing Demand shall never be less than 50% of the highest On-Peak Billing Demand of the preceding 11 billing months.

Effective: October 1, 2024



**Maximum Demand:** The Maximum Demand shall be the kW supplied during the 15-minute period of maximum use during the billing month, whether on-peak or off-peak, but the Maximum Demand shall never be less than 50% of the highest Maximum Demand of the preceding 11 billing months.

**Metering** - Where the BWL elects to measure the service on the secondary side of the substation transformers, the metered kW and kWh thus measured will be increased by 3% for billing purposes to adjust for transformer losses. Where the customer receives service through more than one meter, consumption as registered by the different meters will not be combined for billing purposes but will be billed and computed separately.

**Power Factor Charge** - This rate requires a determination of the average Power Factor maintained by the customer during the billing period. Such average Power Factor shall be determined through metering of lagging Kilo-var-hours and Kilowatt-hours during the billing period. The calculated ratio of lagging Kilo-var-hours to Kilowatt-hours shall then be converted to the average Power Factor for the billing period by using the appropriate conversion factor. If the average Power Factor during the billing period is less than 0.950, a penalty will be applied to all commodity and capacity-based charges in accordance with the following table. A Power Factor less than 0.850 is not permitted and necessary corrective equipment must be installed by the customer. After 6 consecutive months below 0.850 Power Factor, the customer may be turned off until corrective equipment is installed.

<u>Power Factor</u>	<u>Power Factor Penalty Charge</u>
Greater than or equal to 0.950	0.0%
0.940 to 0.949	1.1%
0.930 to 0.939	2.2%
0.920 to 0.929	3.3%
0.910 to 0.919	4.4%
0.900 to 0.909	5.6%
0.890 to 0.899	6.7%
0.880 to 0.889	8.0%
0.870 to 0.879	9.2%
0.860 to 0.869	10.5%
0.850 to 0.859	11.8%
Below 0.850	15.0%

**Equipment Supplied by Customer** - The customer shall be responsible for furnishing, installing and maintaining all necessary and approved transforming, controlling and protective equipment required for service beyond the BWL primary-voltage Service Location.

**Alternate Primary Source** - Should the customer request the BWL to provide an Alternate Primary Source as provided for in the Rules and Regulations for added reliability, the customer will be subject to a standby charge for the ongoing operations and maintenance of the Alternate Primary Source of \$2.21 per kW of Maximum Demand.



**MARKET BASED PRICING ECONOMIC DEVELOPMENT INDUSTRIAL ELECTRIC SERVICE  
RATE CODE: EDM**

**Availability** - This rate is available to any Lansing Board of Water & Light (BWL) customer with incremental load of 30MW or more desiring primary voltage service through a dedicated substation for any purpose when supplied at one Premises through one metering installation. This rate is not available to a new customer resulting from a change in ownership of an existing Premises served by the BWL. This rate is not available for emergency service or standby service.

The customer must agree to a service contract with the BWL for the customer's full electric service requirements at the applicable Premises for a period of not less than fifteen (15) years. If the customer ceases operation or requests disconnection before the completion of the initial service contract term, the customer shall pay the remaining net book value for any infrastructure investments made specifically for the customer as specified in the service contract.

The customer shall be billed under this rate schedule beginning the date Electric Power is delivered through the dedicated substation. Electric Power used during the construction of the customers facilities before Electric Power is delivered through the dedicated substation will be billed on the applicable primary or secondary voltage rate schedule. The customer must achieve its contracted load within five (5) years from the effective date of the service contract. Should the customer not achieve its contractual load estimate, the customer will be placed on the applicable rate schedule.

**Nature of Service** - The service is alternating current, 60 hertz, three phase. The primary voltage is determined by the BWL.

**Monthly Rate** - Shall be computed in accordance with the following charges:

<u>Billing Determinant</u>	<u>Description</u>	<u>Example</u>
Power Supply Capacity Charge	MISO Zone-7 Planning Resource Auction clearing price for all kW of On-Peak Billing Demand	\$51,400 / MW-yr @ 90% LF = \$6.52/MWh
Power Supply Transmission Charge	METC Joint Zone Rates for Schedules 1, 2, 7, 26, and 33 for all kW of On-Peak Billing Demand	\$75,000 / MW-yr @ 90% LF = \$9.51/MWh
Energy Charge	MISO Real Time Locational Marginal Price (LMP) for the CONS.LANS node for all kWh	\$30.00 / MWh
System Contribution Charge	10% of total charges from above pricing components	\$46.03 x 10% = \$4.60 / MWh
		<b>Total = \$50.63 / MWh or 5.06 cents / kW</b>
Incremental Transmission & Distribution Facilities Charge	Per service contract terms for the incremental transmission & distribution facilities provided by BWL	
Power Factor Charge	See Power Factor section below	

**Minimum Bill** - The Minimum Bill is based on 30MW of On-Peak Billing Demand at the contractual load factor estimate for all billing determinants above once the 5-year initial term has completed.

**Application Fee** - A \$10.00 charge shall be added to the first regular bill for turning on service at a Premises regardless of prior service with the BWL.

**Schedule of On-Peak and Off-Peak Hours** - The following schedule shall apply Monday through Friday, including weekday U.S. Holidays when applicable. Saturday and Sunday are Off-Peak. Designated NERC/MISO weekday holidays, as shown in the Rules and Regulations, will be considered Off-Peak.

- A) On-Peak Hours: 7:00AM to 11:00PM
- B) Off-Peak Hours: 11:00PM to 7:00AM

Effective: October 1, 2024



**Surcharges and Riders** - Service under this rate is subject to surcharges and riders as defined on a separate surcharge or rider schedule.

**Fee and Tax Adjustment** - Any taxes, assessments, franchise fees, or any other charges or fees levied by a governmental entity or political subdivision upon BWL property, operations, or the production, distribution, or sale of electric power, will be in addition to the rates set forth herein.

**Rules and Regulations** - Service under this rate is subject to the BWL Rules and Regulations for Electric Service hereby incorporated by reference.

**On-Peak Billing Demand:** The On-Peak Billing Demand shall be the kW supplied during the 15 minute period of maximum use during the On-Peak Period during the billing month, but the On-Peak Billing Demand shall never be less than 100% of the highest On-Peak Billing Demand of the preceding 11 billing months.

**Metering** - Where the BWL elects to measure the service on the secondary side of the substation transformers, the metered kW and kWh thus measured will be increased by 3% for billing purposes to adjust for transformer losses. Where the customer receives service through more than one meter, consumption as registered by the different meters will not be combined for billing purposes but will be billed and computed separately.

**Power Factor Charge** - This rate requires a determination of the average Power Factor maintained by the customer during the billing period. Such average Power Factor shall be determined through metering of lagging Kilovar-hours and Kilowatt-hours during the billing period. The calculated ratio of lagging Kilovar-hours to Kilowatt-hours shall then be converted to the average Power Factor for the billing period by using the appropriate conversion factor. If the average Power Factor during the billing period is less than 0.950, a penalty will be applied to all power supply and energy-based charges in accordance with the following table. A Power Factor less than 0.850 is not permitted and necessary corrective equipment must be installed by the customer. After 6 consecutive months below 0.850 Power Factor, the customer may be turned off until corrective equipment is installed.

<u>Power Factor</u>	<u>Power Factor Penalty Charge</u>
Greater than or equal to 0.950	0.0%
0.940 to 0.949	1.1%
0.930 to 0.939	2.2%
0.920 to 0.929	3.3%
0.910 to 0.919	4.4%
0.900 to 0.909	5.6%
0.890 to 0.899	6.7%
0.880 to 0.889	8.0%
0.870 to 0.879	9.2%
0.860 to 0.869	10.5%
0.850 to 0.859	11.8%
Below 0.850	15.0%

**Equipment Supplied by Customer** - The customer shall be responsible for furnishing, installing, and maintaining all necessary and approved transforming, controlling and protective equipment required for service beyond the BWL primary voltage Service Location.

**Alternate Primary Source** - Should the customer request the BWL to provide an Alternate Primary Source as provided for in the Rules and Regulations for added reliability, the customer will be subject to a standby charge for the ongoing operations and maintenance of the Alternate Primary Source of \$2.21 per kW of Maximum Demand.

**Resale of Electric Power** - This rate is not eligible for resale of electric power as provided for in the Rules and Regulations.



**HIGH LOAD FACTOR ECONOMIC DEVELOPMENT INDUSTRIAL ELECTRIC SERVICE  
RATE CODE: EDHLF**

**Availability** - This rate is available to any Lansing Board of Water & Light (“BWL”) customer with incremental load of 30MW or more desiring primary voltage service through a dedicated substation for any purpose when supplied at one Premises through one metering installation. This rate is not available to a new customer resulting from a change in ownership of an existing Premises served by the BWL. This rate is not available for emergency service or standby service.

The customer must agree to a service contract with the BWL for the customer’s full electric service requirements at the applicable Premises for a period of not less than fifteen (15) years. If the customer ceases operation or requests disconnection before the completion of the initial service contract term, the customer shall pay the remaining net book value for any infrastructure investments made specifically for the customer as specified in the service contract.

The customer shall be billed under this rate schedule beginning the date Electric Power is delivered through the dedicated substation. Electric Power used during the construction of the customer’s facilities before Electric Power is delivered through the dedicated substation will be billed on the applicable primary or secondary voltage rate schedule. The customer must achieve its contracted load within five (5) years from the effective date of the service contract. Should the customer not achieve its contractual load estimate, the customer will be placed on the applicable rate schedule.

**Nature of Service** - The service is alternating current, 60 hertz, three phase. The primary voltage is determined by the BWL.

**Monthly Rate** - Shall be computed in accordance with the following charges:

	<u>10/1/2024</u>	
<b>Basic Service Charge</b>	\$5,200.00	Per month
<b>Capacity Charge</b>		
On-Peak Billing Demand	\$7.20	Per kW for all kW of On-Peak Billing Demand
Maximum Demand	\$5.60	Per kW for all kW of Maximum Demand
<b>Commodity Charge</b>	\$0.04680	Per kWh for all kWh
<b>Incremental Transmission &amp; Distribution Facilities Charge</b>		Per service contract terms for the incremental transmission & distribution facilities provided by the BWL
<b>Power Factor Charge</b>		See Power Factor section below

**Minimum Bill** - The Minimum Bill is based on 30MW of On-Peak Billing Demand at the contractual load factor estimate for all billing determinants above once the 5-year initial term has completed.

**Application Fee** - A \$10.00 charge shall be added to the first regular bill for turning on service at a Premises regardless of prior service with the BWL.

**Schedule of On-Peak and Off-Peak Hours** - The following schedule shall apply Monday through Friday, including weekday U.S. Holidays when applicable. Saturday and Sunday are Off-Peak. Designated NERC/MISO weekday holidays, as shown in the Rules and Regulations, will be considered Off-Peak.

- A) On-Peak Hours: 10:00AM to 6:00PM
- B) Off-Peak Hours: 6:00PM to 10:00AM

**Surcharges and Riders** - Service under this rate is subject to surcharges and riders as defined on a separate surcharge or rider schedule.



**Fee and Tax Adjustment** - Any taxes, assessments, franchise fees, or any other charges or fees levied by a governmental entity or political subdivision upon BWL property, operations, or the production, distribution or sale of electric power, will be in addition to the rates set forth herein.

**Rules and Regulations** - Service under this rate is subject to the BWL Rules and Regulations for Electric Service hereby incorporated by reference.

**On-Peak Billing Demand** - The On-Peak Billing Demand shall be the kW supplied during the 15-minute period of maximum use during the On-Peak Period during the billing month, but the On-Peak Billing Demand shall never be less than 50% of the highest On-Peak Billing Demand of the preceding 11 billing months.

**Maximum Demand** -The Maximum Demand shall be the kW supplied during the 15-minute period of maximum use during the billing month, whether on-peak or off-peak, but the Maximum Demand shall never be less than 50% of the highest Maximum Demand of the preceding 11 billing months.

**Metering** - Where the BWL elects to measure the service on the secondary side of the substation transformers, the metered kW and kWh thus measured will be increased by 3% for billing purposes to adjust for transformer losses. Where the customer receives service through more than one meter, consumption as registered by the different meters will not be combined for billing purposes but will be billed and computed separately.

**Power Factor Charge** - This rate requires a determination of the average Power Factor maintained by the customer during the billing period. Such average Power Factor shall be determined through metering of lagging Kilo-var-hours and Kilowatt-hours during the billing period. The calculated ratio of lagging Kilo-var-hours to Kilowatt-hours shall then be converted to the average Power Factor for the billing period by using the appropriate conversion factor. If the average Power Factor during the billing period is less than 0.950, a penalty will be applied to all commodity and capacity-based charges in accordance with the following table. A Power Factor less than 0.850 is not permitted and necessary corrective equipment must be installed by the customer. After 6 consecutive months below 0.850 Power Factor, the customer may be turned off until corrective equipment is installed.

<b>Power Factor</b>	<b>Power Factor Penalty Charge</b>
Greater than or equal to 0.950	0.0%
0.940 to 0.949	1.1%
0.930 to 0.939	2.2%
0.920 to 0.929	3.3%
0.910 to 0.919	4.4%
0.900 to 0.909	5.6%
0.890 to 0.899	6.7%
0.880 to 0.889	8.0%
0.870 to 0.879	9.2%
0.860 to 0.869	10.5%
0.850 to 0.859	11.8%
Below 0.850	15.0%

**Equipment Supplied by Customer** - The customer shall be responsible for furnishing, installing and maintaining all necessary and approved transforming, controlling and protective equipment required for service beyond the BWL primary-voltage Service Location.

**Alternate Primary Source** - Should the customer request the BWL to provide an Alternate Primary Source as provided for in the Rules and Regulations for added reliability, the customer will be subject to a standby charge for the ongoing operations and maintenance of the Alternate Primary Source of \$2.21 per kW of Maximum Demand.

**Resale of Electric Power** -This rate is not eligible for resale of electric power as provided for in the Rules and Regulations.

# Street Lighting and Outdoor Lighting Rates



**Standard Street Lighting  
Electric Service  
Rate: SL1**

**Specialty Facilities Street  
Lighting Electric Service  
Rate: SL2**

**Customer Owned Street  
Lighting Electric Service  
Rate: SLCUST**

**Outdoor Lighting Electric  
Service  
Rate: OLS**





**STANDARD STREET LIGHTING ELECTRIC SERVICE  
RATE CODE: SL1**

**Availability** - Available to any political subdivision or agency of the State of Michigan for street lighting service for any system consisting of one or more luminaires where the Lansing Board of Water & Light (BWL) has an existing distribution system with secondary voltage available. Luminaires may be installed with no limitations as to spacing between luminaires. Where an overhead line extension is required to serve one or more luminaires, the BWL will furnish 350 linear feet of line extension per luminaire served from such extension.

**Nature of Service** - The BWL will furnish, install, own, operate, and maintain all equipment comprising the street lighting system, and supply the unmetered energy. The BWL reserves the right to furnish service from either a series or multiple system or both.

**Application Fee** - A \$10.00 charge shall be added to the first regular bill for turning on service at a Premises regardless of prior service with the BWL.

**Monthly Rate** - Shall be computed in accordance with the following charges:

	10/1/2024
<b>High Pressure Sodium Luminaire<sup>1</sup></b>	
70 W	\$11.45
100 W	\$13.10
150 W	\$14.70
250 W	\$18.00
400 W	\$22.90
1000 W	\$47.40
<b>Mercury Vapor Luminaire<sup>2</sup></b>	
100 W	\$12.00
175 W	\$14.70
250 W	\$17.45
400 W	\$21.80
1000 W	\$41.95
<b>Metal Halide Luminaire<sup>1</sup></b>	
175 W <sup>2</sup>	\$25.60
250 W <sup>2</sup>	\$28.90
400 W	\$29.45
1000 W	\$56.70
1500 W	\$87.20
<b>Induction Luminaire<sup>1</sup></b>	
85 W	\$12.00
165 W	\$14.70
<b>LED Decorative Luminaire</b>	
1-19 W	\$15.25
20-39 W	\$15.80
40-59 W	\$16.35
60-79 W	\$17.45
80-99 W	\$18.00

<sup>1</sup> Rates apply to existing luminaires and are subject to cost and availability for new business.

<sup>2</sup> Rates apply to existing luminaires only and are not open to new business.

100-119 W	\$18.55
120-139 W	\$19.10
140-159 W	\$20.15
160-179 W	\$20.70
180-199 W	\$21.80
200-219 W	\$22.35
220-239 W	\$22.90
240-259 W	\$24.00
260-279 W	\$24.55
280-299 W	\$25.05
300-319 W	\$25.60
320-339 W	\$26.70
340-359 W	\$27.25
360-379 W	\$28.35
380-399 W	\$28.90
<b>LED End Mount Luminaire</b>	
1-19 W	\$12.55
20-39 W	\$13.65
40-59 W	\$14.15
60-79 W	\$14.70
80-99 W	\$15.80
100-119 W	\$16.35
120-139 W	\$16.90
140-159 W	\$18.00
160-179 W	\$18.55
180-199 W	\$19.10
200-219 W	\$20.15
220-239 W	\$20.70
240-259 W	\$21.25
260-279 W	\$22.35
280-299 W	\$22.90
300-319 W	\$23.45
320-339 W	\$24.55
340-359 W	\$25.05
360-379 W	\$25.60
380-399 W	\$26.70
<b>LED Flood Luminaire</b>	
1-19 W	\$14.70
20-39 W	\$15.80
40-59 W	\$16.35
60-79 W	\$16.90
80-99 W	\$18.00
100-119 W	\$18.55
120-139 W	\$19.10
140-159 W	\$20.15
160-179 W	\$20.70
180-199 W	\$21.25
200-219 W	\$22.35
220-239 W	\$22.90
240-259 W	\$23.45
260-279 W	\$24.55
280-299 W	\$25.05
300-319 W	\$25.60
320-339 W	\$26.70

340 359 W	\$27.25
360 379 W	\$27.80
380 399 W	\$28.35

**Monthly Rate (continued)**

Plus, an additional monthly charge, depending on type of installation, of:

	10/1/2024
Wood Pole Overhead Service	\$8.40
Wood Pole Underground Service	\$13.10
Concrete Pole Overhead Service	\$20.70
Concrete Pole Underground Service	\$20.70
Post Top Concrete	\$13.10
Historic Single Top	\$43.20
Large Historic Dual Top	\$86.40
Small Historic Dual Top	\$72.70
Wall/Tunnel 8760 Hours	\$18.20
Wall/Tunnel 4200 Hours	\$11.10
Bollard	\$36.70

Note: Luminaires installed on existing poles will be charged only the applicable rate for the luminaire. None of the additional charges above will be applied.

**Customer Contribution** - The monthly rates are based on fixtures normally stocked by the BWL and installed utilizing normal construction techniques. The BWL may, at its option, upon customer request install a street lighting system not covered by the rates above. Such requests shall be subject to the terms and conditions of Electric Rate SL2.

**Unit Replacement** - The BWL may, at its option, upon customer request replace existing street light units. After installation, the customer shall make a one-time contribution equal to the undepreciated value of the unit plus the cost of removal.

**Surcharges and Riders** - Service under this rate is subject to surcharges and riders as defined on a separate surcharge or rider schedule.

**Fee and Tax Adjustment** - Any taxes, assessments, franchise fees, or any other charges or fees levied by a governmental entity or political subdivision upon BWL property, operations, or the production, distribution, or sale of electric power, will be in addition to the rates set forth herein.

**Rules and Regulations** - Service under this rate is subject to the BWL Rules and Regulations for Electric Service hereby incorporated by reference.



**SPECIALITY FACILITIES STREET LIGHTING ELECTRIC SERVICE  
RATE CODE: SL2**

**Availability** - Available to any political subdivision or agency of the State of Michigan for non standard Lansing Board of Water & Light (BWL) street lighting service for any system consisting of one or more luminaires where the BWL has an existing distribution system with secondary voltage available.

**Nature of Service** - The BWL will furnish, install, own, operate, and maintain all equipment comprising the street lighting system, and supply the unmetered energy. The BWL reserves the right to furnish service from either a series or multiple system or both.

**Annual Rate** - The annual rate per luminaire with fixture and setting, payable in twelve monthly installments, shall consist of an annual energy charge and an annual facilities charge, as set forth below:

	<u>10/1/2024</u>
High Pressure Sodium Luminaire	\$0.85 per watt of rated energy usage
Metal Halide Luminaire	\$1.10 per watt of rated energy usage
LED Luminaire	\$0.60 per watt of rated energy usage

**Annual Facilities Charge** - The Annual Rate to recover the cost of luminaires, poles, attachments, and other equipment installed to provide service under this rate schedule, including the total facilities cost less any customer contributions, projected annual maintenance cost, and return on investment. The annual facilities charge for each luminaire and setting will be specified in the service contracts with each customer.

**Application Fee** - A \$10.00 charge shall be added to the first regular bill for turning on service at a Premises regardless of prior service with the BWL.

**Unit Replacement** - The BWL may, at its option, upon customer request replace existing street light units. After installation, the customer shall make a one-time contribution equal to the undepreciated value of the unit plus the cost of removal.

**Surcharges and Riders** - Service under this rate is subject to surcharges and riders as defined on a separate surcharge or rider schedule.

**Fee and Tax Adjustment** - Any taxes, assessments, franchise fees, or any other charges or fees levied by a governmental entity or political subdivision upon BWL property, operations, or the production, distribution, or sale of electric power, will be in addition to the rates set forth herein.

**Rules and Regulations** - Service under this rate is subject to the BWL Rules and Regulations for Electric Service hereby incorporated by reference.





**CUSTOMER OWNED STREET LIGHTING ELECTRIC SERVICE  
RATE CODE: SLCUST**

**Availability** - Available to any political subdivision or agency of the State of Michigan for street lighting service for any system consisting of one or more luminaires where the Lansing Board of Water & Light (BWL) has an existing distribution system available.

Effective March 1, 2011, this rate is not open to new business.

**Nature of Service** - The BWL will connect the customers equipment to BWL lines, furnish the control equipment, supply the unmetered energy, control the burning hours of the lamps, provide normal replacement of luminaire refractors, control devices and lamps. The customer will furnish, install and own all equipment comprising the street lighting system, including, but not limited to the overhead wires or underground cables between luminaires and the supply circuits extending to the point of attachment with the BWL. All maintenance and replacement of the customers equipment except normal lamp and glass replacement shall be paid by the customer. The BWL reserves the right to furnish service from either a series or multiple system or both.

**Application Fee** - A \$10.00 charge shall be added to the first regular bill for turning on service at a Premises regardless of prior service with the BWL.

**Monthly Rate** - Shall be computed in accordance with the following charges:

High Pressure Sodium Luminaire <sup>1</sup>	10/1/2024
70 W	\$5.60
100 W	\$6.60
150 W	\$8.60
250 W	\$11.30
400 W	\$16.20
1000 W	\$38.40
<b>Mercury Vapor Luminaire<sup>1</sup></b>	
175 W	\$7.70
250 W	\$10.40
400 W	\$14.80
1000 W	\$32.70
<b>Incandescent Luminaire<sup>1</sup></b>	
2500 L	\$10.70
4000 L	\$17.10
6000 L	\$20.80
<b>LED Luminaire</b>	
1-19 W	\$5.00
20-39 W	\$5.70
40-59 W	\$6.30
60-79 W	\$7.10
80-99 W	\$7.60
100-119 W	\$8.40
120-139 W	\$9.00
140-159 W	\$9.80
160-179 W	\$10.50
180-199 W	\$11.10

<sup>1</sup> Rates apply to existing luminaires only and are not open to new business.

200-219 W	\$11.80
220-239 W	\$12.50
240-259 W	\$13.20
260-279 W	\$13.70
280-299 W	\$14.50
300-319 W	\$15.20
320-339 W	\$15.90
340-359 W	\$16.50
360-379 W	\$17.20
380-399 W	\$17.90

**Maintenance Charge** - The actual labor, material, miscellaneous and indirect charges experienced maintaining street light units during the preceding month.

**Combined Rates** - The monthly rate for units consisting of more than one luminaire shall be the appropriate combination of individual unit charges above.

**Special Terms and Conditions** - The BWL reserves the right to make special contractual arrangements as to termination charges, contributions in aid of construction, term or other special considerations when the customer requests service, equipment or facilities not normally provided under this rate.

**Surcharges and Riders** - Service under this rate is subject to surcharges and riders as defined on a separate surcharge or rider schedule.

**Fee and Tax Adjustment** - Any taxes, assessments, franchise fees, or any other charges or fees levied by a governmental entity or political subdivision upon BWL property, operations, or the production, distribution, or sale of electric power, will be in addition to the rates set forth herein.

**Rules and Regulations** - Service under this rate is subject to the BWL Rules and Regulations for Electric Service hereby incorporated by reference.



**OUTDOOR LIGHTING ELECTRIC SERVICE  
RATE CODE: OLS**

**Availability** - This rate is available to any Lansing Board of Water & Light (“BWL”) customer located within the BWL service area for dusk to dawn lighting of a Premises. The BWL furnishes and maintains all lights. The installation will overhang private property from existing or new poles set at points accessible to BWL construction and maintenance equipment. This rate is not available for purposes of street, highway, or public thoroughfare lighting.

**Monthly Rate** - Shall be computed in accordance with the following charges:

<i>Luminaires on Overhead Mast Arm on existing BWL poles</i>	<b>10/1/2024</b>
<b>High Pressure Sodium<sup>1</sup></b>	
100 W	\$16.40
250 W	\$25.80
400 W	\$29.40
<b>Mercury Vapor<sup>2</sup></b>	
175 W	\$17.10
400 W	\$29.40
<b>LED End Mount</b>	
1-19 W	\$12.00
20-39 W	\$12.60
40-59 W	\$13.30
60-79 W	\$14.10
80-99 W	\$14.70
100-119 W	\$15.40
120-139 W	\$16.10
140-159 W	\$16.70
160-179 W	\$17.30
180-199 W	\$18.10
200-219 W	\$18.70
220-239 W	\$19.40
240-259 W	\$20.20
260-279 W	\$20.80
280-299 W	\$21.50
300-319 W	\$22.20
320-339 W	\$22.80
340-359 W	\$23.40
360-379 W	\$24.20
380-399 W	\$24.90

<sup>1</sup> Rates apply to existing luminaires and are subject to cost and availability for new business.

<sup>2</sup> Rates apply to existing luminaires only and are not open to new business.

<i>Floodlighting Luminaires on Bracket Arm on existing BWL poles</i>	<b>10/1/2024</b>
<b>High Pressure Sodium<sup>3</sup></b>	
100 W	\$21.70
250 W	\$29.20
400 W	\$34.20
<b>Metal Halide<sup>3</sup></b>	
400 W	\$42.50
1000 W	\$73.60
1500 W	\$102.10
<b>LED Flood</b>	
1-19 W	\$14.10
20-39 W	\$14.70
40-59 W	\$15.40
60-79 W	\$16.00
80-99 W	\$16.70
100-119 W	\$17.30
120-139 W	\$18.10
140-159 W	\$18.70
160-179 W	\$19.40
180-199 W	\$20.20
200-219 W	\$20.80
220-239 W	\$21.50
240-259 W	\$22.10
260-279 W	\$22.80
280-299 W	\$23.40
300-319 W	\$24.20
320-339 W	\$24.90
340-359 W	\$25.50
360-379 W	\$26.30
380-399 W	\$26.90

In the event additional facilities or rearrangement of existing facilities is required, the BWL shall install, operate and maintain such facilities for the following monthly charges.

<b>Type of Facilities</b>	<b>10/1/2024</b>
35-foot wood poles including span of overhead secondary extension	\$18.50 Per pole
37-foot concrete pole including span of overhead secondary extension	\$30.70 Per pole
Other facilities, hand set poles, or rearrangement of existing facilities	1.67% Of estimated cost

**Surcharges and Riders** - Service under this rate is subject to surcharges and riders as defined on a separate surcharge or rider schedule.

**Fee and Tax Adjustment** - Any taxes, assessments, franchise fees, or any other charges or fees levied by a governmental entity or political subdivision upon BWL property, operations, or the production, distribution or sale of electric power, will be in addition to the rates set forth herein.

**Application Fee** - A \$10.00 charge shall be added to the first regular bill for turning on service at a Premises regardless of prior service with the BWL.

<sup>3</sup> Rates apply to existing luminaires and are subject to cost and availability for new business.



**Rules and Regulations** - Service under this rate is subject to the BWL Rules and Regulations for Electric Service hereby incorporated by reference.

**Service Contract** - A written service agreement shall be entered into to take BWL service for a term of years determined as follows:

- a) One year, if additional facilities are not required, or
- b) Three years, if additional facilities are required
- c) Five years, for metal halide lamps or if monthly facilities charges are calculated at 1.67% of estimated cost,
- d) Ten years, if special contractual arrangements are made.

In the event the customer discontinues service before the end of the agreement term, the established rate for the remaining portion of the agreement shall immediately become due and payable. The BWL will replace lamps or make repairs when practicable after the customer has reported that the installation requires servicing. Such replacements and repairs will be made during regular working hours. The BWL may refuse or restrict the service provided in this rate to seasonal type customers and/or may require such customers to pay for the service annually in advance where the permanency of the customer is doubtful or has not been demonstrated by the customer. If relocation, including adjustment, of the outdoor light or relocation of other facilities used in connection with the light is desired by the customer during the term of the contract, the BWL will provide this service, if feasible, at the customer's expense.



**Unmetered Devices Electric  
Service  
Rate: UNM**



**UNMETERED DEVICES ELECTRIC SERVICE  
RATE CODE: UNM**

**Availability** - This rate is available to Unmetered Devices, such as Community Antenna Television Service Companies (CATV), wireless access companies, or security camera companies for unmetered Power Supply Units. Where the Lansing Board of Water & Lights (BWL) total investment to serve an individual Premises exceeds three times the annual revenue to be derived from such Premises, a contribution to the BWL shall be required for the excess.

**Nature of Service** - The service is alternating current, 60 hertz, single phase, 120/240 nominal volts.

**Monthly Rate** - Shall be computed in accordance with the following charges:

	<u>10/1/2024</u>	
Basic Service Charge	\$5.40	Per month
Commodity Charge	\$0.10480	Per kWh for all kWh

**Determination of kWh** - Monthly kWh shall be determined by multiplying the total connected load in kW times 730 hours.

The kWh for CATV Power Supply Units shall be 50% of the total kWh as determined from the manufacturers rated input capacity of the Power Supply Units or the actual test load, whichever is greater.

The kWh for Wireless Access and Security Camera Power Supply Units shall be 100% of the total kWh as determined from the manufacturers rated input capacity of the Power Supply Units or the actual test load, whichever is greater.

The BWL may, at its option, install test meters for the purpose of determining the monthly kWh usage to be used for billing purposes.


**Minimum Bill** - The Minimum Bill is the Basic Service Charge included in the Monthly Rate.

**Application Fee** - A \$10.00 charge shall be added to the first regular bill for turning on service at a Premises regardless of prior service with the BWL.

**Surcharges and Riders** - Service under this rate is subject to surcharges and riders as defined on a separate surcharge or rider schedule.

**Fee and Tax Adjustment** - Any taxes, assessments, franchise fees, or any other charges or fees levied by a governmental entity or political subdivision upon BWL property, operations, or the production, distribution, or sale of electric power, will be in addition to the rates set forth herein.

**Rules and Regulations** - Service under this rate is subject to the BWL Rules and Regulations for Electric Service hereby incorporated by reference.



**Traffic Signal Unmetered  
Devices Electric Service  
Rate: UNMT**





**TRAFFIC SIGNAL UNMETERED DEVICES ELECTRIC SERVICE  
RATE CODE: UNMT**

**Availability** - This rate is available to the US Government, any political subdivision or agency of the State of Michigan, and any public or private school district for lamp installations maintained for traffic regulation or guidance, as distinguished from street illumination and police signal systems.

Where the Lansing Board of Water & Lights (BWL) total investment to serve an individual Premises exceeds three times the annual revenue to be derived from such Premises, a contribution to the BWL shall be required for the excess.

**Nature of Service** - The service is alternating current, 60 hertz, single phase, 120/240 nominal volts.

**Monthly Rate** - Shall be computed in accordance with the following charges:

**Part 1: Electric Service**

	<u>10/1/2024</u>	
<b>Basic Service Charge</b>	\$5.40	Per month
<b>Commodity Charge</b>	\$0.10480	Per kWh for all kWh

**Part 2: Maintenance Charge**

The actual labor, material, miscellaneous and indirect charges experienced maintaining and relamping traffic signals during the preceding month.

**Determination of kWh** - Monthly kWh shall be determined by multiplying the total connected load in kW (including the lamps, ballasts, transformers, amplifiers, and control devices) times 730 hours.

The kWh for cyclical devices shall be 50% of the total kWh so calculated.

The kWh of continuous, non-intermittent devices shall be 100% of the total kWh so calculated.

The kWh of devices used for the control of school traffic, and operated not more than six hours per day during the school year only, shall be 10% of the continuous or cyclical kWh so calculated.

The BWL may, at its option, install test meters for the purpose of determining the monthly kWh usage to be used for billing purposes.

**Application Fee** - A \$10.00 charge shall be added to the first regular bill for turning on service at a Premises regardless of prior service with the BWL.

**Minimum Bill** - The Minimum Bill is the Basic Service Charge included in the Monthly Rate.

**Surcharges and Riders** - Service under this rate is subject to surcharges and riders as defined on a separate surcharge or rider schedule.

**Fee and Tax Adjustment** - Any taxes, assessments, franchise fees, or any other charges or fees levied by a governmental entity or political subdivision upon BWL property, operations, or the production, distribution, or sale of electric power, will be in addition to the rates set forth herein.

**Rules and Regulations** - Service under this rate is subject to the BWL Rules and Regulations for Electric Service hereby incorporated by reference.



# **Power Supply Cost Recovery Adjustment Rider Code: PSCR**



**POWER SUPPLY COST RECOVERY ADJUSTMENT  
RIDER CODE: PSCR**

The Power Supply Cost Recovery (PSCR) Adjustment permits the monthly adjustment of rates for the costs incurred in supplying electricity. All electric rates with a kWh billing determinant are subject to the PSCR Adjustment, as defined in the table of eligible rates below. In applying the PSCR Adjustment, the applicable rate per kWh shall be increased or decreased by the amount of the current PSCR Adjustment.

The PSCR Adjustment shall be reviewed and, as necessary, revised periodically in accordance with the provisions of this schedule, but not less frequently than every twelve months.

**Power Supply Cost Recovery (PSCR) Adjustment** - The amount per kWh by which the applicable rates shall be adjusted for billing in each month.

**Power Supply Cost** - Those costs incurred in supplying electricity. Costs include, but are not limited to, fuel burned and fuel related cost, fuel transportation, pre and post combustion fuel additives, fuel procurement, environmental allowances, costs of power purchase and tolling agreements, market energy, capacity, and ancillary services costs, and transmission costs.

**Over/Under Recovery** - The difference between actual Power Supply Cost for prior months and the amount of Power Supply Cost recovered by means of the Base Cost of Power Supply and the Power Supply Cost Recovery Adjustment. The Over/Under Recovery shall be added to the Power Supply Cost for purposes of computing the PSCR Adjustment for each month. Power Supply Cost will be offset with net wholesale energy, capacity, ancillary services, and transmission revenues.

**Base Cost of Power Supply** - The average Power Supply Cost included in the energy rates of the various rate schedules. Such amount shall not be recovered by means of the PSCR Adjustment. The current Base Cost of Power Supply is \$0.0361 per kWh sold.

**Eligible Rates** - The following rates will be subject to the PSCR Adjustment:

RES1	RESTOU	RES22
RES21	OPTO	OPTOS
SC1	SCTOU	MC1
MCTOU	MCEV	MCHLF
LC1	LCTOU	LCEV
LCHLF	XL1	XLHLF
EDHLF	UNM	UNMT
MCFPS	MC1STBY	LC1STBY
Other per Contract Terms		



# **Electric Environmental Charge Rider Code: ENVE**





**ELECTRIC ENVIRONMENTAL CHARGE  
RIDER CODE: ENVE**

**Purpose** - The Electric Environmental Charge permits the recovery of costs and expenses incurred from environmental remediation and mitigation activities that are required as matter of agreement, order, decree, or law. All electric rates with a kWh billing determinant are subject to the Electric Environmental Charge, as defined in the table of eligible rates below. All revenues collected from the Electric Environmental Charge will be directly applied to offset these environmental expenses and other associated expenses. The Electric Environmental Charge shall be reviewed and revised periodically in accordance with the provisions of this schedule and until the balance is zero. Should the Electric Environmental Charge collect revenues in excess of environmental expenses, the difference shall be refunded to the applicable rates.

**Electric Environmental Charge** - The current charge is **\$0.0020/kWh**

**Eligible Rates** - The following rates will be subject to the Electric Environmental Charge:

RES1	RESTOU	RES22
RES21	OPTO	OPTOS
SC1	SCTOU	MC1
MCTOU	MCEV	MCHLF
LC1	LCTOU	LCEV
LCHLF	XL1	XLHLF
EDM	EDHLF	UNM
MCFPS	MC1STBY	LC1STBY
UNMT	Other per Contract Terms	



# Low-Income Energy Assistance Fund Surcharge: LIEAF



**LOW-INCOME ENERGY ASSISTANCE FUND SURCHARGE**

**RIDER CODE: LIEAF**

**Purpose** - Public Act 95 of 2013 created a monthly surcharge on each retail billing meter to assist low-income residents with their utility bills. The intention is to provide funds to prevent disconnection of service and to help people become more energy self-sufficient. The surcharge is capped at \$1.00 per meter. Every customer receiving a retail distribution service will receive this surcharge on one meter. Every year, the program is reviewed and the LIEAF charge may be revised.

**LIEAF Surcharge** - The LIEAF surcharge as of 9/1/2024 is **\$0.87/billing meter**.



# Renewable Energy Plan Riders

**Renewable Energy Plan Surcharge  
Rider Code: REP**

**Voluntary Renewable Energy Rider  
Rider Code: VRER**

**Renewable Energy Distributed  
Generation Rider  
Rider Code: DG**

**Renewable Energy Net Metering Rider  
Rider Code: NM**





**RENEWABLE ENERGY PLAN SURCHARGE  
RIDER CODE: REP**

**Purpose** - The Renewable Energy Plan Surcharge (REP Surcharge) is designed to recover Renewable Energy Plan program costs, as required by 2016 PA 342.

The REP Surcharge will appear as a line item on the customer's bill.

*The REP Surcharge shall be reviewed and revised periodically in accordance with the provisions of this schedule, not to exceed the maximum surcharge allowed under the provisions of 2016 PA 342.*

**Monthly Surcharge** - Current Monthly REP Surcharges are as follows:

<b>Rate Schedule</b>	<b>REP Surcharge</b>	
<b><u>Residential</u></b>		
RES1	\$0.00	Per Month
RESTOU	\$0.00	Per Month
RES21	\$0.00	Per Month
OPTO	\$0.00	Per Month
OPTOS	\$0.00	Per Month
<b><u>Small Commercial</u></b>		
SC1	\$0.00	Per Month
SCTOU	\$0.00	Per Month
<b><u>Midsize Commercial</u></b>		
MC1	\$0.00	Per Month
MC1STBY	\$0.00	Per Month
MCTOU	\$0.00	Per Month
MCHLF	\$0.00	Per Month
MCFPS	\$0.00	Per Month
<b><u>Large Commercial &amp; Industrial</u></b>		
LC1	\$0.00	Per Month
LC1STBY	\$0.00	Per Month
LCTOU	\$0.00	Per Month
LCHLF	\$0.00	Per Month
<b><u>Extra Large Industrial</u></b>		
XL1	\$0.00	Per Month
XLHLF	\$0.00	Per Month
<b><u>Economic Development Industrial</u></b>		
EDM	\$0.00	Per Month
EDHLF	\$0.00	Per Month
<b><u>Other Electric Service</u></b>		
SL1	\$0.00	Per Luminaire per Month
SL2	\$0.00	Per Luminaire per Month
SLCUST	\$0.00	Per Luminaire per Month
UNM	\$0.00	Per Month
UNMT	\$0.00	Per Month



**VOLUNTARY RENEWABLE ENERGY RIDER**  
**RIDER CODE: VRER**

**Availability** - This rider is available to Lansing Board of Water & Light ("BWL") customers making use of any BWL Electric Rate Schedule. The program will be capped based on availability of renewable energy.

**Nature of Service** - The BWL will provide renewable energy to enrolled participants; however, the BWL cannot guarantee that the actual electricity delivered to each participant's Premises at any specific time will be produced from a renewable energy resource. The renewable energy will be either provided in blocks of 250 kWh or in 5% increments of the customer's total energy consumption, with each participant determining the number of blocks or the percentage they wish to purchase for a Premises. The participant will be billed for the amount of renewable energy purchased, regardless of actual kWh usage at the enrolled Premises. If the customer purchases enough renewable energy to offset their annual kWh usage at the enrolled Premises, the participant is eligible to claim their enrolled Premises is served with 100% renewable energy, as renewable energy credits associated with the renewable energy purchased through this rider will be retired and will not be used to fulfill BWL's renewable energy compliance requirements or otherwise disposed of.

**Monthly Rate** - BWL will publish the price for renewable energy on its website. This price will increase or decrease from time to time based on cost and availability of renewable energy resources.

**Term and Form of Contract** - All non-residential participants will be subject to a contract stating the amount of renewable energy they will be purchasing and the period of time they will be enrolled in the rider.



## **RENEWABLE ENERGY DISTRIBUTED GENERATION RIDER**

### **RIDER CODE: DG**

**Purpose** - This rider provides the ability for Lansing Board of Water & Light (“BWL”) customers with on-site generated renewable energy to send renewable energy back to the electric grid when their generation exceeds their own consumption at the participating Premises.

**Availability** - Renewable Energy Distributed Generation (“DG”) rider participants must be an electric customer making use of any metered BWL Electric Rate Schedule. The DG Program will be voluntary and the selection of a Premises for participation in the DG program shall be based on the order in which the applications for the DG program are received by the BWL.

The customer’s renewable energy generating system may be limited, at BWL’s sole discretion, to geographical regions within the BWL’s service territory depending on infrastructure capacity.

**Eligible Renewable Energy Resources** - The customer’s renewable energy generating system must generate a portion or all of the retail electricity requirements at the Premises using a renewable energy resource including but not limited to the following: Biomass, Solar Photovoltaic, Storage or Wind. Other renewable energy resources not included in the list above must be approved by the BWL in advance of construction.

**Generation and Interconnection Requirements** - The customer’s renewable energy generating system and related equipment must be located on the Premises and serve only the Premises on the associated Account. DG applicants may apply to install generating systems of any capacity, but will be responsible for the cost of any resulting infrastructure upgrades to the BWL’s electric distribution system prior to energizing the generating system or as deemed necessary by the BWL and in accordance with the Rules and Regulations. The BWL, at its discretion, will make the final determination of the acceptable size of the renewable energy generating system eligible for participation. Before energizing an eligible renewable energy generating system, the applicant must: a) provide proof to the BWL that the generator has passed all applicable service upgrade and electrical inspections with the appropriate authority having jurisdiction, b) have signed a parallel operating agreement, and c) have permission to operate in writing from the BWL. The applicant cannot participate in the Advanced Meter Opt-Out Program as defined in the Rules and Regulations.

**Distributed Generation Billing** - All approved DG program applicants will be billed using an Inflow/Outflow methodology. Inflow to the customer’s Premises (delivered energy from the BWL) will be charged at the customer’s selected retail rate. Outflow from the customer’s Premises (received energy by the BWL) will be credited back to the customer monthly bill in the form of a reduction. The value of Outflow energy will be credited at the price listed on BWL’s website. The price for outflow will be periodically updated.

**Renewable Energy Credits** - Customers may elect to sell their Renewable Energy Credits (“RECS”) to the BWL and receive additional value for Outflow energy. Customers who choose to sell their RECS to the BWL must sign a separate agreement with the BWL to allow the BWL to register their eligible renewable energy generating system in the Michigan Renewable Energy Certification System (“MIRECS”), enter generation data, and transfer the RECS to the BWL. The BWL will periodically update the price for RECS. The RECS will be measured from the Outflow of the customer’s bidirectional meter and will be the same meter used for the customer’s monthly billing.

**Rules and Regulations** - Service under this rider is subject to the BWL Rules and Regulations for Electric Service and the Renewable Energy Distributed Generation Program Standards hereby incorporated by reference. The BWL reserves the right to revise the terms and conditions including any electric energy buy-back pricing rates of future DG programs.





## RENEWABLE ENERGY NET METERING RIDER

### RIDER CODE: NM

**Purpose** - This rider provides any Lansing Board of Water & Light (BWL) customers with onsite-generated renewable energy to send renewable energy back to the electric grid when their generation exceeds their own consumption at the participating Premises.

**Availability** - This rider is closed to new customers and only available to customers who have signed a parallel operating agreement before November 1, 2022. Customers enrolled in this rider on November 1, 2022 will be allowed to remain on the rider until November 1, 2032. This rider is non-transferrable.

Net Metering rider participants must be an electric customer making use of any metered BWL Electric Rate Schedule. The Net Metering Program will be voluntary and selection of Premises for participation in the net metering program shall be based on the order in which the applications for the net metering program are received by the BWL. The Net Metering Program will be in effect until the total nameplate capacity of all participating generators is equal to the maximum program limit of 1% of the BWL peak load for the preceding calendar year. The renewable energy generating system will not exceed 50 kW per Premises and may be limited, at BWL's sole discretion, to geographical regions within the BWL's service territory.

**Eligible Renewable Energy Resources** - The customers renewable energy generating system must generate a portion or all of the retail electricity requirements at the Premises using a renewable energy resource including but not limited to the following: Biomass, Solar Photovoltaic or Wind. Other renewable energy resources not included in the list above must be approved in advance by the BWL.

**Generation and Interconnection Requirements** - The generation equipment must be located on the Premises and serve only the Premises on the associated Account. The Net Metering applicant shall be limited to generation capacity designed to meet the Premises electric demand and energy needs. The BWL, at its discretion, will make the final determination of the acceptable size of the renewable energy generating system eligible for participation. Before participating in the Net Metering Program, the generators Premises must be approved for parallel operation with BWL's electric distribution system by meeting all interconnection requirements.

**Monthly Rate** - All Net Metering Service Locations will be billed \$5.00 per month to recover costs associated with operating the Net Metering Program.

**Net Metering** - Net metering Premises with a system capable of generating 20 kW or less shall qualify for true net metering. For Service Locations who qualify for true net metering, the net of the bidirectional flow of kWh across the Premises interconnection with the BWL distribution system during the billing period, including excess generation credits, shall be credited at the full retail energy (kWh) rate.

- a) The credit for Net Excess Generation (NEG), if any, shall appear on the next bill and any excess credit not used to offset current charges shall be carried forward for use in subsequent billing periods.
- b) Reconciliation of any NEG credits will occur at the end of each calendar year. At that time the customer's NEG credit balance will be reset to zero and any NEG credits will be refunded at the average locational marginal price at the CONS.LANS node for the preceding year.
- c) If a customer leaves the provider's system or service is terminated for any reason, the BWL shall refund to the Premises the remaining NEG credit amount. Remaining NEG credits will be refunded at the average locational marginal price at the CONS.LANS node for the preceding year.

**Rules and Regulations** - Service under this rider is subject to the BWL Rules and Regulations for Electric Service and the Renewable Energy Net Metering Program Standards hereby incorporated by reference. The BWL reserves the right to revise the terms and conditions including any electric energy buy-back pricing rates of future Net Metering programs.

Effective: October 1, 2024







# Electric Economic Development Rider Rider Code: EDRE



**ELECTRIC ECONOMIC DEVELOPMENT RIDER  
RIDER CODE: EDRE**

**Purpose** - The Lansing Board of Water & Light (“BWL”) provides economic incentives to its electric utility service customers with a goal of attracting new customers or supporting the expansion of existing businesses. The incentives are applied where, in the BWL’s judgment: a) the incentive is a major determining factor for the customer to take or add BWL service(s), and b) use of the incentive will result in economic and other benefits to the BWL and its customers.

**Availability** - This rider is available to customers who commit to creating new load or significantly increasing existing load by a minimum of 500 kW. The BWL will, in its sole discretion, determine the percentage and duration of the incentive offered to the customer based on the BWL approved economic development program. The customer may be required to enter into a written agreement that specifies its commitment to economic development and the BWL’s incentives and conditions of this Electric Economic Development Rider.

**Monthly Discount-**

This rider provides for a discount on the customer’s monthly billing for the applicable Premises. The BWL will determine the appropriate discount on the new or increased load, which will not exceed the following schedule:

Eligible Rate Schedule	Maximum Percent Discount on Capacity and Commodity Charges				
	Year 1	Year 2	Year 3	Year 4	Year 5
MC1	30%	24%	18%	12%	6%
MCTOU					
MCHLF					
LC1					
LCTOU					
LCHLF					
XL1	40%	40%	20%	20%	10%
XLHLF					

Note: The discount percentages are maximum limits. The actual discount will be calculated based on the economic development program in effect.

At the end of the incentive period and all years thereafter, the customer will be billed according to the appropriate rate.

**Load Eligible for Discount-**

For new customers, the discount will apply to all new load. For existing customers with expanded load, the BWL shall determine the load eligible for this rider, which may be based on the increase beyond historical load billed during the twelve (12) month period prior to the implementation of this Electric Economic Development Rider.



# **Rate Transition Credit Rider Code: RTC**





**RATE TRANSITION CREDIT  
RIDER CODE: RTC**

**Purpose** - The purpose of the Rate Transition Credit (“RTC”) is to provide rate relief to select customers that experience higher than average rate increases due to a transition to a new rate class. These customers have service characteristics that require a change from the rate class they were on prior to November 1, 2022. The credit will be determined by the BWL and will expire after one (1) year. The RTC Rider will end permanently on October 1, 2025.

**Availability** - Customer eligibility will be at the BWL’s discretion and will be evaluated on an individual customer basis.. Customers must have an active BWL account in good standing to continue receiving the credit.

**Monthly Discount** - The RTC provides a discount on the customer total billed amount for the eligible Account. The credit will appear as a line item on the customer’s monthly bill.